



**AJAN LUKKO**  
TURVAKSI PALVELUT  
PART OF PROSERO

**GILGEN**  
DOOR SYSTEMS

# HINNASTO FD 10 JA FD 20 KÄÄNTÖOVIKONEISTOT

Prosero-jälleenmyyjille -45 % (pl.  
nettohintaiset) Hinnat alv 0 %

VOIMASSA ALKAEN  
1.9.2022






OPENS. CONNECTS. PROTECTS.

### FD 10 and FD 20 Swing door drive units





No.	Photo	Art. No.	Designation	Hinta € alv 0	per	Qty unit	Prov. Group
<b>Gilgen FD 10 swing door drive unit</b>							
Compact, powerful drive unit for slim doors with a high passage frequency and a construction height of 70 mm. Suitable for doors with a door leaf width up to 1100 mm and a door leaf weight up to 150 kg.							
010		45-0549-014	<b>Swing door drive unit FD 10 RG (alu)</b> <b>Set with sliding rods RG/Sisältää vetolaitteen</b> for lintel mounting with pulling and pushing function open stop piece integrated in sliding rail <b>Gilgen kääntöoviautomaatti FD10 RG liukuvetolaite RG alumiinikotelo</b> <b>Packing unit consisting of:</b> Swing door drive unit FD 10 (alu) Sliding rod RG	740.00	1	ST	02
020		45-0549-012	<b>Swing door drive unit FD 10 RS (alu)</b> <b>Set with standard rod RS/Sisältää vetolaitteen</b> for lintel mounting with pushing function <b>Gilgen kääntöoviautomaatti FD10 RS norm. vetolaite RS alumiinikotelo</b> <b>Packing unit consisting of:</b> Swing door drive unit FD 10 (alu)	740.00	1	ST	02
030		45-0549-015	<b>Swing door drive unit FD 10 RG (stainl.)</b> <b>Set with sliding rod RG</b> for lintel mounting with pulling and pushing function open stop piece integrated in sliding rail <b>Packing unit consisting of:</b> Swing door drive unit FD 10 (stainl.) Sliding rod RG	1911.30	1	ST	02
040		45-0549-013	<b>Swing door drive unit FD 10 RS (stainl.)</b> <b>Set with standard rod RS</b> for lintel mounting with pushing function <b>Packing unit consisting of:</b> Swing door drive unit FD 10 (stainl.) Standard rod RS	1851.00	1	ST	02
050		45-0549-010	<b>Swing door drive unit FD 10 (alu)</b> (without rods) <b>Packing unit consisting of:</b> 1 FD 10 drive unit complete with aluminium cover E6/EV1 natural anodized Mounting material Black covers	1668.00	1	ST	02
060		45-0549-011	<b>Swing door drive unit FD 10 (stainl.)</b> (without rods) <b>Packing unit consisting of:</b> 1 FD 10 drive unit complete with stainless steel cover Brushed lengthwise with grain size 240 Mounting material Black covers	1729.00	1	ST	02

### FD 10 and FD 20 Swing door drive units


No.	Photo	Art. No.	Designation	Hinta € alv 0	per	Qty unit	Prov. Group
<b>Gilgen FD 20 swing door drive unit</b>							
<p>«Universal» drive unit for big and heavyweight external doors with a high passage frequency and designed to withstand high winds. Suitable for doors with a door leaf width up to 1600 mm, door leaf weight up to 250 kg and wind speeds up to 80 km/h (depending on door size and rods)</p>							
070		45-0548-010	<p><b>Swing door drive unit FD 20 (alu)</b></p> <p>Sisältää vetolaitteen 45-0548-163 tai 45-0548-164            Gilgen kääntöviautomaatti FD 20 RS norm. vetolaite alumiinikotelo            Gilgen kääntöviautomaatti FD 20 RG liukuvetolaite alumiinikotelo</p> <p><b>Packing unit consisting of:</b>            1 FD 20 drive unit complete with aluminium cover            E6/EV1 natural anodized            Mounting material Black covers</p>	920.00 nettohinta	1	ST	02
080		45-0548-011	<p><b>Swing door drive unit FD 20 (stainless)</b></p> <p>Without rods/Ei sisällä vetolaitetta</p> <p><b>Packing unit consisting of:</b>            1 FD 20 drive unit complete with stainless steel cover            Brushed lengthwise with grain size 240            Mounting material            Black covers</p>	1768.00	1	ST	02

<b>Gilgen underground drive unit FD 20-UG</b>							
<p>Suitable for interior and exterior doors with a door leaf width up to 1600 mm, door leaf weight up to 250 kg and wind speeds up to 60 km/h. You will find more information on the FD 20-UG data sheet</p>							
090		N/A	<p><b>FD 20-UG underground drive unit</b></p> <p>(incl. rods)</p> <p><b>Packing unit consisting of:</b>            1 FD 20-UG drive unit with rust-resisting case and cover plate,            incl. travel stop and rods.</p> <p><b>Possible configurations:</b>            left and right, pulling/pushing function</p> <p>Delivery time on request</p>	TILAUSTUOTE	1.00	ST	net












### FD 20-F Swing door drive unit - fire-rated

No.	Photo	Art. No.	Designation	Hinta € alv 0	per	Qty unit	Prov. Group
<b>Gilgen FD 20-F swing door drive unit</b> «Universal» drive unit for big / heavyweight external doors with a high passage frequency and designed to withstand high winds. DIBt homologation for fire-safety doors up to size EN 3 - EN 6 (up to 1400mm) Door leaf weight up to 250kg and wind speeds up to 80 km/h (depending on door size and rods)							
010		45-0548-020	<b>Swing door drive unit FD 20-F (alu)</b> (without rods, for fire-safety doors only with standard rods pushing function or sliding rods pulling function)  <b>Packing unit consisting of:</b> 1 FD 20-F drive unit complete with aluminium cover E6/EV1 natural anodized Mounting material, black covers 1 Fire-safety PCB	1924.00	1	ST	02
020		45-0548-021	<b>Swing door drive unit FD 20-F(stainless)</b> (without rods, for fire-safety doors only with standard rods pushing function or sliding rods pulling function)  <b>Packing unit consisting of:</b> 1 FD 20-F drive unit complete with chromium steel cover brushed lengthwise with grain size 240 Mounting material, black covers 1 Fire-safety PCB	1976.00	1	ST	02
030		45-0548-022	<b>Swing door drive unit FD 20-F SRP (alu)</b> (without rods, for fire-safety doors only with sliding rods pushing function)  <b>Packing unit consisting of:</b> 1 FD 20-F drive unit complete with aluminium covering E6/EV1 natural anodized Mounting material, black covers 1 Fire-safety PCB	1924.00	1	ST	02
040		45-0548-023	<b>Swing door drive FD 20-F SRP (stainless)</b> (without rods, for fire-safety doors only with sliding rods pushing function)  <b>Packing unit consisting of:</b> 1 FD 20-F drive unit complete with chromium steel cover brushed lengthwise with grain size 240 Mounting material, black covers 1 Fire-safety PCB	1976.00	1	ST	02

### FD 20-F Swing door drive unit - fire-rated

No.	Photo	Art. No.	Designation	Hinta € alv 0	per	Qty unit	Prov. Group
050		45-0548-026	<b>FD 20-F IRS (Alu) int. smoke detector</b> (without rods, for fire-safety doors only with standard rods with pushing function or sliding rods with pulling function)  <b>Packing unit consisting of:</b> 1 FD 20-F IRS drive unit complete with smoke detector integrated in the drive unit, as well as covering made of aluminium E6/EV1 natural anodized Mounting material, black covers 1 Fire-safety PCB  <b>Note: max. clear width = 2.62 meter (with integrated closing sequence regulator)</b>	TILAUSTUOTE	1	ST	02
060		45-0548-027	<b>FD 20-F IRS (stainless) smoke detector</b> (without rods, for fire-safety doors only with standard rods with pushing function or sliding rods with pulling function)  <b>Packing unit consisting of:</b> 1 FD 20-F IRS drive unit complete with smoke detector integrated in the drive unit, as well as stainless steel covering brushed lengthwise with grain size 240 Mounting material, black covers 1 Fire-safety PCB  <b>Note: max. clear width = 2.62 meter (with integrated closing sequence regulator)</b>	TILAUSTUOTE	1	ST	02
070		45-0548-028	<b>FD 20-F SRP IRS (Alu) int. smoke detector</b> (without rods, for fire-safety doors only with sliding rods with pushing function)  <b>Packing unit consisting of:</b> 1 FD 20-F IRS drive unit complete with smoke detector integrated in the drive unit, as well as covering made of aluminium E6/EV1 natural anodized Mounting material, black covers 1 Fire-safety PCB  <b>Note: max. clear width = 2.62 meter (with integrated closing sequence regulator)</b>	TILAUSTUOTE	1	ST	02
080		45-0548-029	<b>FD 20-F SRP IRS (stainl.) smoke detector</b> (without rods, for fire-safety doors only with sliding rods with pushing function)  <b>Packing unit consisting of:</b> 1 FD 20-F IRS drive unit complete with smoke detector integrated in the drive unit, as well as stainless steel covering brushed lengthwise with grain size 240 Mounting material, black covers 1 Fire-safety PCB  <b>Note: max. clear width = 2.62 meter (with integrated closing sequence regulator)</b>	TILAUSTUOTE	1	ST	02
090		45-0548-997/05 45-0548-997/06 45-0548-997/07 45-0548-997/08 45-0548-997/09	<b>Hand over set for fixing devices (please select language)</b> Hand-over set hold-open device DE Hand-over set hold-open device EN Hand-over set hold-open device FR Hand-over set hold-open device IT Hand-over set hold-open device ES consisting of: Maintenance control booklet, hand over/maintenance reporting, sticker for fixing device, sticker for push-button	TILAUSTUOTE	1	ST	02

### Rod assembly for swing door drive units

No.	Photo	Art. No.	Designation	FD 10	FD 20	FD 20-F	Hinta € alv 0	pro	ME	Prov Gruppe
<b>Types of rod assembly/Vetolaitteet</b>										
<b>RG/RS rods</b> slim and rugged rods with "chromated" surface and aluminium sliding rail										
<b>Lintel mounting/karmiin</b>										
010		45-0548-163	<b>Standard rod RS</b> for lintel mounting version with pushing function incl. fastening screws, pivoting arm length = 350 mm	X	X	X	126,67	1	ST	02
011		45-0548-164	<b>Sliding rod RG</b> for lintel mounting version with pulling and pushing function open stop piece integrated in sliding rail Aluminium sliding rail length = 653 mm, pivoting arm length = 430 mm incl. fastening screws	X	X	X	158,34	1	ST	02
<b>Door leaf mounting/ovilehteen</b>										
<i>Door leaf mounting set -&gt; see drive accessories</i> <b>Note: door leaf mounting with fire-safety function is not homologated in every country</b>										
020		45-0548-163/02	<b>Standard rod RS door leaf mounting</b> for door leaf mounting version with pushing function incl. fastening screws, pivoting arm length = 430 mm	X			186.50	1	ST	02
021		45-0548-164/02	<b>Sliding rod RG door leaf mounting</b> for door leaf mounting version with pulling and pushing function open stop piece integrated in sliding rail Aluminium sliding rail, length = 800 mm, pivoting arm length = 530 mm incl. fastening screws	X	X		227.97	1	ST	02
030		45-0548-175	<b>Open position stop piece</b> for installation into drive unit, adapted for normal rods RS (45-0548-163)  <i>Note for FD 20-F: an open position stop piece is compulsory</i>		X	X	162.04	1	ST	02
040		45-0548-190	<b>Axle extension RG/RS +12</b> Axis extension between drive unit and rods RG / RS by 12 mm incl. matching screw	X	X	X	38.48	1	ST	02
041		45-0548-191	<b>Axle extension RG/RS +20</b> Axis extension between drive unit and rods RG / RS by 20 mm with matching screw	X	X	X	43.24	1	ST	02
042		45-0548-192	<b>Axle extension RG/RS +30</b> Axis extension between drive unit and rods RG / RS by 30 mm with matching screw	X	X	X	47.44	1	ST	02
043		45-0548-193	<b>Axle extension RG/RS +40</b> Axis extension between drive unit and rods RG / RS by 40 mm with matching screw	X	X	X	64.86	1	ST	02
044		45-0548-194	<b>Axle extension RG/RS +50</b> Axis extension between drive unit and rods RG / RS by 50 mm with matching screw	X	X	X	69.03	1	ST	02
045		45-0549-115	<b>Connection plate for timber door leaf</b> For RS standard rods and FD 20 standard rods FD 20	X	X	X	TILAUSTUOTE	1	ST	02

### Rod assembly for swing door drive units

No.	Photo	Art. No.	Designation	FD 10	FD 20	FD 20-F	Hinta € alv 0	pro	ME	Prov Gruppe
			<b>FD 20 rods</b> Rods made of stainless steel (Pivoting arms made of stainless steel, sliding rail made of aluminium)							
			<b>Lintel mounting</b>							
060		45-0548-104	<b>Standard rod FD 20</b> For lintel mounting version with pushing function incl. clamping piece and screw	(X)	X	X	117.30	1	ST	02
061		45-0548-104/01	<b>Standard rod FD 20, EPD coating</b> Pivoting arm and connecton bars, EPD coating, coat thickness: 10-15µm Black coating for increased corrosion protection of the steel elements For execution lintel mounting pushing function incl. clamping piece and screw	(X)	X	X	TILAUSTUOTE	1	ST	02
070		45-0548-105	<b>Sliding rod FD 20</b> For lintel mounting version, pulling and pushing function Sliding rail length = 620 mm, pivoting arm length = 430 mm incl. clamping piece and screw	(X)	X	X	186.31	1	ST	02
071		45-0548-105/01	<b>Sliding rod FD 20, EPD coating</b> Pivoting arm and connecton bars, EPD coating, coat thickness: 10-15µm Black coating for increased corrosion protection of the steel elements For lintel mounting execution, pulling and pushing function Sliding rail length = 620 mm, pivoting arm length = 430 mm incl. clamping piece and screw	(X)	X	X	TILAUSTUOTE	1	ST	02
			<b>Door leaf mounting</b>							
			<b>Door leaf mounting set -&gt; see drive accessories</b>							
072		45-0548-105/02	<b>Sliding rod FD 20, door leaf mounting</b> long execution, to be mounted on door leaf Sliding rail length = 830 mm, pivoting arm length = 530 mm incl. clamping piece and screw <b>Note: door leaf installation with fire-safety function is not homologated in every country</b>	(X)	X	X	227.73	1	ST	02
100		45-0548-106	<b>Open position stop piece FD 20</b> for installation onto drive unit, suitable for FD 20 rods (not possible with short clamping piece, article 45-0548-124)  <i>Note for FD 20-F: an open position stop piece is compulsory</i>		X	X	162.04	1	ST	02
110		45-0548-124	<b>Clamping piece FD 20 short</b> Shorter clamping piece with suitable screw Axis shortening between drive unit and FD 20 rods by 13 mm (not possible with Gilgen open position stop piece FD 20, article 45-0548-106)	(X)	X	X	41.86	1	ST	02
111		45-0548-125	<b>Clamping piece FD 20 +20</b> Clamping piece +20 mm with suitable screw Axis extension between drive unit and FD 20 rods by 20 mm	(X)	X	X	56.72	1	ST	02
112		45-0548-126	<b>Clamping piece FD 20 +50</b> Clamping piece +50 mm with suitable screw Axis extension between drive unit and FD 20 rods by 50 mm	(X)	X	X	59.42	1	ST	02
121		45-0549-115	<b>Connection plate for timber door leaf</b> For RS standard rods and FD 20 standard rods FD 20	X	X	X	TILAUSTUOTE	1	ST	02







Legend: (X) = Technically possible but no drawings or instructions available, assembly according to construction situation

### FD 10, FD 20 and FD 20-F drive unit accessories

No.	Photo	Art. No.	Designation	FD 10	FD 20	FD 20-F	Hinta € alv 0	per	Qty unit	Prov. Group
<b>Elements for FD 10</b>										
010		45-0549-204	<b>Door leaf mounting set FD 10</b> consisting of: Side cover, rating plate, connection angle, corrugated hose (for mounting the drive unit onto the door leaf)	X			114.67	1	ST	02
020		45-0549-210	<b>FD10 Aluminium Cover set bi-part 0.78m</b> Aluminium cover set E6/EV1 natural anodized as intermediate piece for continuous aluminium covering Length = 780 mm (cover and intermediate profile) (consisting of: aluminium cover, natural anodized, <b>aluminium intermediate profile untreated and mounting material</b> )	X			TILAUSTUOTE	1	ST	02
021		45-0549-211	<b>FD10 stainl. steel cover set bi-part 0.78m</b> Cromium steel cover set, brushed lengthwise with grain size 240 as intermediate piece for continuous stainless steel covering Length = 780 mm (cover and intermediate profile) (consisting of: aluminium cover, natural anodized, <b>aluminium intermediate profile untreated and mounting material</b> )	X			TILAUSTUOTE	1	ST	02
030		45-0549-206	<b>Relay PCB complete FD 10</b> (with 4 free configurable dry relay contacts for e.g. signaling the door states)	X			TILAUSTUOTE	1	ST	02
<b>Elements for FD 20 and FD 20-F</b>										
100		45-0548-209	<b>Door leaf assembly set FD 20</b> consisting of: Side cover, rating plate, connection angle, corrugated hose (for mounting the drive unit onto the door leaf)		X	X	TILAUSTUOTE	1	ST	02
110		45-0548-358	<b>Mounting plate FD 20</b> (compulsory for fire-safety)		X	X	112.08	1	ST	02
111		45-0548-132	<b>Fixing mat. for mounting plate FD 20</b> Fastening set for mounting plate consisting of various screws and 2 side cover extensions		X	X	13.00	1	ST	02
120		45-0548-360	<b>Mounting plate FD 20 upgrade</b> (for FDC upgrading)		X	X	222.95	1	ST	02
121		45-0548-132	<b>Fixing mat. for mounting plate FD 20</b> Fastening set for mounting plate consisting of various screws and 2 side cover extensions		X	X	13.00	1	ST	02
150		45-0548-220	<b>FD20 Aluminium cover set bi-parting 1.2m</b> Aluminium cover set E6/EV1 natural anodized as intermediate piece for continuous covering Length = 1200 mm (cover and intermediate profile) (consisting of: aluminium covering natural anodized, aluminium intermediate profile untreated and mounting material)		X	X	TILAUSTUOTE	1	ST	02
151		45-0548-214	<b>FD20 Aluminium cover set bi-parting 1.9m</b> Aluminium cover set E6/EV1 natural anodized as intermediate piece for continuous covering Length = 1900 mm (cover and intermediate profile) (consisting of: aluminium covering natural anodized aluminium intermediate profile untreated and mounting material)		X	X	TILAUSTUOTE	1	ST	02
152		45-0548-252	<b>FD20 Stainl. steel cover set bi-part. 1.2m</b> Cromium steel cover set brushed lengthwise with grain size 240 as intermediate piece for continuous stainless steel covering Length = 1200 mm (cover and intermediate profile) (consisting of: stainless steel intermediate covering, aluminium intermediate profile untreated and mounting material)		X	X	TILAUSTUOTE	1	ST	02
160		45-0548-183	<b>VE End plug of covering extension FD 20</b> End piece when extending the cover of single leaf drives  consisting of: side cover, connection piece, spacer and fastening maerial  <b>Note: the cover set bi-parting must be ordered in addition</b>		X	X	TILAUSTUOTE	1	ST	02



### FD 10, FD 20 and FD 20-F drive unit accessories

No.	Photo	Art. No.	Designation	FD 10	FD 20	FD 20-F	Hinta € alv 0	per	Qty unit	Prov. Group
170		45-0548-215	<b>Relay PCB complete for FD 20</b> With 4 free configurable dry relay contacts for e.g. signaling the door states		X	X	TILAUSTUOTE	1	ST	02
180		45-0383-194/07	<b>CAN cable conf. 3200mm ENG</b> Required for bi-parting installations, as a connection between Master and Slave drive units Tailored length: 3200mm		X	X	TILAUSTUOTE	1	ST	02
<b>Closing sequence regulation for FD 20 (-F), bi-parting version</b>										
<b>Closing sequence regulator set</b>										
200		45-0548-225  to be used with FD 20-F from Index "K" (09/2015)	<b>Set Closing sequence regulator 2.5m(Alu)</b> complete set for installing the integrated closing sequence regulator Use for bi-parting fire-safety installations with all rod versions for a clear width up to 2500 mm can also be used for standard FD 20 drive mechanism (45-0548-010)  consisting of: 1 FD 20-F ISR integrated closing sequence regulator 1 Installation tube KIR 20, 1.5m 1 Cover set bi-parting 1.2m		X	X	TILAUSTUOTE	1	ST	02
210		45-0548-226  to be used with FD 20-F from Index "K" (09/2015)	<b>Set Closing sequence regulator 2.8m(Alu)</b> complete set for installing the integrated closing sequence regulator Use for bi-parting fire-safety installations with all rod versions for a clear width up to 2800 mm can also be used for standard FD 20 drive mechanism (45-0548-010)  consisting of: 1 FD 20-F ISR integrated closing sequence regulator 1 Installation tube KIR 20, 1.5m 1 Cover set bi-parting 1.9m		X	X	TILAUSTUOTE	1	ST	02
220		45-0548-233  to be used with FD 20-F from Index "K" (09/2015)	<b>Closing sequence regul.2.5m (stainless)</b> complete set for installing the integrated closing sequence regulator Use for bi-parting fire-safety installations with all rod versions for a clear width up to 2500 mm can also be used for standard FD 20 drive mechanism (45-0548-011)  consisting of: 1 FD 20-F ISR integrated closing sequence regulator 1 Installation tube KIR 20, 1.5m 1 Stainless steel covering set bi-parting 1.2m		X	X	TILAUSTUOTE	1	ST	02
<b>Closing sequence regulation - individual elements</b>										
250		45-0548-154  to be used with FD 20-F from Index "K" (09/2015)	<b>ISR FD 20-F Closing sequence regulator</b> Mechanical closing sequence regulator integrated in the drive unit Use for bi-parting fire-safety installations with all rod versions consisting of: mechanical closing sequence regulator, steel cable, side cover, fastening material can also be used for standard FD 20 drive mechanism (45-0548-010 / 011)  <b>Note: it is compulsory to install an intermediate tube/installations tube with an external diameter of 20mm</b>  <b>Note: It is recommended to mount a covering set bi-parting together with the integrated closing sequence regulator</b>		X	X	TILAUSTUOTE	1	ST	02
260		45-6991-114/15	<b>Installation tube KIR 20, 1.5m</b> Guides the steel cable of the integrated closing sequence regulator FD 20-F ISR between Master and Slave Length= 1.5m, external diameter = 20mm  <b>Note: With the integrated closing sequence regulator FD 20-F ISR, a connection tube with external diameter of 20mm is compulsory</b>		X	X	TILAUSTUOTE	1	ST	02
<b>Elements for FD 10, FD 20 and FD 20-F</b>										
300		45-0548-133	<b>Service D-BEDIX</b> is temporarily used with the commissioning and maintenance work (including instructions)	X	X	X	340.31	1	ST	02
310		45-4681-028	<b>Connection flap MK 90</b> To be installed on the first door leaf to close, in order that the closing sequence is guaranteed in manual operation  With bi-parting installations in escape ways/rescue accesses, the connection flap must imperatively be installed	X	X	X	TILAUSTUOTE	1	ST	99

### Accessories for swing door drive unit FD 10 / FD 20 / FD 20 - F

No.	Photo	Art. No.	Designation	FD 10	FD 20	FD 20-F	Gross price Hinta € alv 0	per unit	Qty unit	Prov. Group
<b>Accessories for Gilgen FD 10 / FD 20 / FD 20 - F swing door drive unit</b>										
<b>Control elements</b>										
010		45-0635-142	<b>D-BEDIX complete</b> (or flush-type installation) D-BEDIX enables to directly select the operating modes. The most important door functions can be easily set.	X	X	X	281.78	1	ST	01
011		45-0630-431	<b>Surface-type assembly frame</b> Frame for surface-type mounting of the D-Bedix (45-0635-142)	X	X	X	11.23	1	ST	01
021		45-0548-218	<b>Radio PCB FD 20 with pocket transmitter</b> Radio set FD 20 (868 MHz) consisting of: radio PCB complete with radio pocket transmitter 2 channel (45-6465-502) (for handicapped-accessible door opening)		X	X	TILAUSTUOTE	1	ST	02
022		45-6465-502	<b>Pocket transmitter GFU 2</b> Radio pocket transmitter 2 channels (868 MHz and 433 MHz)	X	X	X	TILAUSTUOTE	1	ST	12
030		45-6465-505	<b>Radio transmitter insert GFU</b> The radio transmitter insert GFU can be used in connection with the commercially available push-buttons and impulse flip switches as a fixed wall transmitter (surface-/flush-type mounting or wall frame) 1 - 4 commands are possible The radio transmitter insert GFU and hand-held radio transmitter GFU can also be used in conjunction. <b>Attention to space requirement: dimensions: 51 x 36 x 15 mm</b>  <b>Attention: As a receiver the radio PCB FD 20 complete (45-0548-216) must be used or the radio PCB FD 20 complete with the hand-held transmitter (45-0548-218)</b>  The radio transmitter insert GFU can be either used with the following buttons (surface- or flush-type mounting):		X	X	TILAUSTUOTE	1	ST	12
031		45-6443-235	<b>Button 24V 1part EDIZIODUE white</b> white universal button Feller EDIZIODuo for simple command with LED blu, for flush-type mounting		X	X	TILAUSTUOTE	1	ST	10
032		45-6443-236	<b>Button 24V 2parts EDIZIODUE white</b> white universal button Feller EDIZIODuo for double commands with LED blu, for flush-type mounting e.g.: for single leaf or bi-parting opening		X	X	TILAUSTUOTE	1	ST	10
033		45-6443-237	<b>Button 24V 4parts EDIZIODUE white</b> white universal button Feller EDIZIODuo for quadruple commands with LED blu, for flush-type mounting		X	X	TILAUSTUOTE	1	ST	10
034		45-6443-239	<b>Surface-type frame white H=39 EDIZIODue</b> white frame for surface-type mounting of: Button 24V 1 part EDIZIODUE white (45-6443-235) Button 24V 2 parts EDIZIODUE white (45-6443-236) Button 24V 4 parts EDIZIODUE white (45-6443-237)	X	X	X	TILAUSTUOTE	1	ST	10
040		45-6466-125	<b>Merkur Sensor</b> Direction-sensitive Radar Merkur as an opening element for people and objects	X	X	X	TILAUSTUOTE	1	ST	10
041		45-6466-110	<b>Door sensor EAGLE ONE</b> Direction-sensitive microwave doppler radar	X	X	X	226.40	1	ST	10
050		45-6466-700	<b>CleanSwitch contactless button</b> Contactless and hygienic control element Detection range between 100 and 500 mm (adjustable) Function as a button or switch (adjustable) Illuminated ring colours (green, red, blue) and colour brightness (adjustable) for flush-type mounting, dim. 88 x 88 x 38 mm (length x width x depth)	X	X	X	TILAUSTUOTE	1	ST	10
051		45-6443-241	<b>Surface-type frame white H=54 EDIZIODue</b> Frame and fastening material for surface-type mounting of contactless button / CleanSwitch	X	X	X	TILAUSTUOTE	1	ST	10




### Accessories for swing door drive unit FD 10 / FD 20 / FD 20 - F

No.	Photo	Art. No.	Designation	FD 10	FD 20	FD 20-F	Gross price Hinta € alv 0	per	Qty unit	Prov. Group
				X	X	X				
060		45-6442-106	<b>Program switch K&amp;N flush-type</b> Off - Night - Exit - Automatic - Open only for flush-type mounting, dim. 88x88 mm	X	X	X	TILAUSTUOTE	1	ST	10
061		45-6442-006	<b>Program switch K&amp;N surface-type</b> Off - Night - Exit - Automatic - Open for surface-type mounting, dim. 64x72mm incl. surface-type frame	X	X	X	TILAUSTUOTE	1	ST	10
062		45-6442-116	<b>Key-operated program switch K&amp;N</b> Off - Night - Exit - Automatic - Open Delivery without cylinder surface-type mounting not possible, dim. 88x88mm	X	X	X	TILAUSTUOTE	1	ST	10
063		45-6982-522	<b>Flus-type wood box size I depth 80mm</b> Housing for flush-type mounting for key-operated program switch (45-6442-116)	X	X	X	TILAUSTUOTE	1	ST	10
064		45-4406-434/12	<b>Switch cylinder KABA 1262 C</b> Cylinder for key-operated program switch (45-6442-116) key system 12 without key	X	X	X	TILAUSTUOTE	1	ST	99
065		45-4406-490/12	<b>Key KABA 8 "12"</b> key system 12 Key for cylinder switch KABA 1262 C (45-4406-434/12)	X	X	X	TILAUSTUOTE	1	ST	99
070		45-6443-230	<b>Push-button OPEN white EDIZIOdue</b> white with black writing "AUF/OPEN/OUVRIR/APRIRE" for flush-type mounting (UP) Note: can only be used as flush-type mounting together with radio transmitter insert GFU	X	X	X	TILAUSTUOTE	1	ST	10
071		45-6443-231	<b>Push-button OPEN green EDIZIOdue</b> with LED illumination green green with white writing "AUF/OPEN/OUVRIR/APRIRE" for flush-type mounting (UP) Note: can only be used as flush-type mounting together with radio transmitter insert GFU	X	X	X	TILAUSTUOTE	1	ST	10
072		45-6443-239	<b>Surface-type frame white H=39 EDIZIOdue</b> white frame for surface-type mounting of: Push-button OPEN white (45-6443-230) Push-button OPEN green (45-6443-231)	X	X	X	TILAUSTUOTE	1	ST	10
075		45-6443-211	<b>Flip switch UP Door open 80x80mm</b> platinum grey with black writing "AUF/OPEN" for flush-type mounting (UP) Note: can only be used as flush-type mounting together with radio transmitter insert GFU	X	X	X	TILAUSTUOTE	1	ST	10
076		45-6443-215	<b>Flip switch OPEN</b> illuminated flip switch "OPEN" 80x80mm green with white writing "AUF OPEN OUVRIER APRIRE" for flush-type mounting (UP) Note: can only be used as flush-type mounting together with radio transmitter insert GFU	X	X	X	TILAUSTUOTE	1	ST	10
077		45-6443-212	<b>Surface-t.box f. flip switch 80x80x35</b> Frame for surface-type mounting of: Flip switch UP Door open 80x80mm (45-6443-211) Flip switch OPEN (45-6443-215)	X	X	X	TILAUSTUOTE	1	ST	10
078		45-6443-210	<b>Flip switch UP Door open 225x83 mm</b> Large-scale push-button platinum gray with black inscription "AUF OPEN OUVRIER APRIRE" surface-type mounting not possible Note: can only be used as flush-type mounting together with radio transmitter insert GFU	X	X	X	TILAUSTUOTE	1	ST	10
079		45-0723-121	<b>Push-button "OPEN" flush complete</b> for flush-type mounting Details see drawing: T 20.41.01	X	X	X	TILAUSTUOTE	1	ST	10








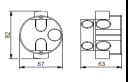
### Accessories for swing door drive unit FD 10 / FD 20 / FD 20 - F

No.	Photo	Art. No.	Designation	FD 10	FD 20	FD 20-F	Gross price Hinta € alv 0	per	Qty unit	Prov. Group
080		45-6982-501  by customer	<b>Inlet box for flush-type mounting</b> suited for: D-Bedix complete (45-0635-142) Infrared light scanner - ATC (45-6452-240) Program switch K&N flush-type (45-6442-106) Push-button OPEN white EDIZIOdue (45-6443-230) Push-button OPEN green EDIZIOdue (45-6443-231) Flip switch UP Door open 80x80mm (45-6443-211) Flip switch OPEN (45-6443-215) Push-button OPEN flush-type (45-0723-121)  <b>Inlet box of 1 piece</b> CH version black  EU inlet box EU version must be mounted by customer	X	X	X	TILAUSTUOTE	1	ST	10
090		45-0734-061	<b>Pull switch</b> for ceiling mounting	X	X	X	TILAUSTUOTE	1	ST	10
<b>Safety elements</b>										
100		45-6466-600	<b>LZR-Flatscan Kit Left&amp;Right black</b> <i>LZR-Flatscan turvaverhoilmaisien vasen + oikea (musta)</i> For the protection of pedestrian/industrial swing doors Laser LZR FLATSCAN KIT consisting of: 2 LZR-FLATSCAN's (Master and Slave) 2 Cover plates 1 Connection cable Master-Slave 1 Connection cable with conduit and terminals For surface-type installation, in the leaf profile on the upper door leaf corners (as close as possible to the secondary closing edge) Dimension 142 x 85 x 33 mm High-resolution safety scanning beams for the protection of the door leaves and the secondary closing edge Max. detection range 4 m (diagonal)	X	X	X	1100,00	1	ST	10
101		45-0723-135  45-0723-135/21 45-0723-135/22	<b>Set LZR-Flatscan canopy/covering</b> <i>Säteilysuoja</i> Canopy/covering black If a radar is mounted immediately above the FLATSCAN, it is compulsory to mount the canopy as a protection of the radar microwaves  Flatscan canopy/covering left untreated Flatscan canopy/covering right untreated	X	X	X	56,23	1	ST	10
110		45-6452-275  45-6452-276  45-6452-277	<b>Sensor strip 4SAFE KIT L=350 mm</b> Mounted on the (moving) swing door leaf Protection by a monitored infrared distance measuring Protection field: 400x70 mm (with mounting height 2 m) In aluminium profile with transparent profile and lateral covering caps Mounting height: 1,3 - 3,5 m Colour: black With connection cable (Master-Slave) 450 mm and connection cable, length 2,5 m as well as flexible cable junction  <b>Sensor strip 4SAFE KIT L=900 mm Turvasensori</b> Protection field: 400x70 mm (with mounting height 2 m)  <b>Sensor strip 4SAFE KIT L=1100 mm Turvasensori</b> Protection field: 800x70 mm (with mounting height 2 m)	X	X	X	280.00	1	ST	10
120		45-4495-062	<b>Cable junction with flexible tube</b> Flexible cable guide for the connection between the door and drive unit	X	X	X	TILAUSTUOTE	1	ST	19
130		45-6452-269	<b>MicroRay 84 black without cable</b> vertical light barrier for protecting the pinching and shearing points 2 connection cables are necessary in addition consting of: 1 transmitter + 1 receiver	X	X	X	TILAUSTUOTE	1	ST	10
131		45-6452-921	<b>Connection cable for MicroRay</b> <b>Attention</b> : order always 2 pieces (transmitter + receiver) Cable length 10 m	X	X	X	TILAUSTUOTE	1	ST	10







### Accessories for swing door drive unit FD 10 / FD 20 / FD 20 - F

No.	Photo	Art. No.	Designation	FD 10	FD 20	FD 20-F	Gross price Hinta € alv 0	per	Qty unit	Prov. Group
				X	X	X				
150		45-4681-080	<b>Finger guard rollo ATHMER No-30</b> Housing: Aluminium silver anodized Material: plastic black, fire-retardant For secondary closing edge on the opposite side of the door hing Length 1925mm	X	X	X	TILAUSTRUOTE	1	ST	19
151		45-4681-081	<b>Finger protection prof.ATHMER BU-16</b> Profile: aluminium silver anodized For secondary closing edge of the door hinge side for non-flash doors with a door hinge diameter of 15 - 16 mm consisting of: 1 Profile, length 1'355 mm (between the upper and lower door hinge) 1 Profile, length 265 mm (beneath the lower door hinge) 1 fastening material for wooden frame	X	X	X	TILAUSTRUOTE	1	ST	19
152		45-4681-082	<b>Finger protection prof.ATHMER BU-20</b> Profile: aluminium silver anodized For secondary closing edge on the door hinge side for non flush doors with door hinge diameter 20 mm consisting of: 1 Profile, length 1'355 mm (between the upper and lower door hinge) 1 Profile, length 265 mm (beneath the lower door hinge) 1 fastening material for wooden frame	X	X	X	TILAUSTRUOTE	1	ST	19





### Accessories for FD 20 - F swing door drive (fire-safety)

No.	Photo	Art. No.	Designation	FD 10	FD 20	FD 20-F	Gross price Hinta € alv 0	per unit	Qty	Prov. Group
<b>Accessories exclusively for Gilgen FD 20 - F swing door drive unit (fire-safety)</b>										
<b>Test button for flush-type and surface-type mounting</b>										
010		45-6443-202	<b>Test button Door closed AP Hat 02</b> at least 1 piece per hold-open device including surface-type frame German version "Tür schliessen" (close door)			X	TILAUSTUOTE	1	ST	10
011		45-6443-202/03	<b>Test button fermeture porte AP Hat0</b> French version "Fermeture porte"			X	TILAUSTUOTE	1	ST	10
020		45-6468-012	<b>Push-button red with glass</b> Push-button "CLOSE DOOR" Push-button (red) in lockable housing (yellow) with glass in front to prevent unauthorized operations Only for surface-type mounting  (sticker in 4 languages included in the hand-over set)			X	TILAUSTUOTE	1	ST	10
030		45-6443-233	<b>Combinated button "Test button + Restart"</b> <b>Push-button 2 parts red EDIZIOdue</b> Test button "Close door / Restart"			X	TILAUSTUOTE	1	ST	10
<b>Test button "Inverse"</b>										
030		45-6443-231	<b>Push-button OPEN green EDIZIOdue</b> With "Inverse" the push-button can also be connected as a control button ( <b>Attention</b> : connect to the correct terminals) Green button with white inscription "AUF/OPEN/OUVRIR/APRIRE" for flush-type mounting <b>Attention: only for inverse application</b>			X	TILAUSTUOTE	1	ST	10
035		45-6443-239	<b>Surface-type frame white H=39 EDIZIOdue</b> Frame for surface-type mounting for push-button, 2 parts red EDIZIOdue (45-6443-233) and push-button OPEN green EDIZIOdue (45-6443-231)			X	TILAUSTUOTE	1	ST	10
040		45-6982-501	<b>Inlet box of 1 piece</b> CH version, black for push-button 2 parts red EDIZIOdue (45-6443-233) and push-button OPEN green EDIZIOdue (45-6443-231)			X	TILAUSTUOTE	1	ST	10
041		by customer	<b>Inlet box EU</b> EU version must be mounted by customer for push-button 2 parts red EDIZIOdue (45-6443-233) and push-button OPEN green EDIZIOdue (45-6443-231)							

### Accessories for FD 20 - F swing door drive (fire-safety)














No.	Photo	Art. No.	Designation	FD 10	FD 20	FD 20-F	Gross price Hinta € alv 0	per	Qty unit	Prov. Group
<b>Smoke detectors to be connected</b>										
050		45-0548-230/20	<p>The following smoke detectors and thermal detectors are directly connectable to the fire-safety PCB of the FD 20 - F (SRP) <i>Note : max. 3 fire detectors can be connected</i></p> <p><b>Smoke detector integrated in the drive unit</b></p> <p><b>Set IRS FD 20-F Alu int. smoke detector</b> Retrofitting set for installation of an optical smoke detector in the FD 20-F drive housing Execution with aluminium covering, natural anodized E6/EV1 consisting of: Smoke channels, covering Alu IRS, fastening material, cable Smoke detector ORS 142W, smoke detector cover RNO 02/si</p> <p><b>Notes:</b> - Max. clear width = 2.62 Meter (with integrated closing sequence regulator) - The existing covering must be exchanged (smoke penetration)</p>			X	TILAUSTUOTE	1	ST	02
051		45-0548-230/21	<p><b>Set IRS FD 20-F Stainless smoke detector</b> Retrofitting set con installation of an optical smoke detector in the FD 20-F drive housing Execution with chromium steel covering, brushed lengthwise with grain size 240, consisting of: Smoke channels, covering stainless IRS, fastening material, cable Smoke detector ORS 142W, smoke detector cover RNO 02/si</p> <p><b>Notes:</b> - Max. clear width = 2.62 Meter (with integrated closing sequence regulator) - The existing covering must be exchanged (smoke penetration)</p>			X	TILAUSTUOTE	1	ST	02
<b>Fire detectors to be connected</b>										
060		45-6468-004	<p>The following smoke detectors and thermal detectors are directly connectable to the fire-safety PCB of the FD 20 - F (SRP) <i>Note : max. 3 fire detectors can be connected</i></p> <p><b>Optical smoke detector ORS142</b> Needs an additional mounting socle System Hekatron</p>			X	TILAUSTUOTE	1	ST	99
061		45-6468-005	<p><b>Thermal detector TS 217</b> For areas with lots of dust needs an additional mounting socle System Hekatron</p>			X	TILAUSTUOTE	1	ST	99
065		45-6468-006	<p><b>Mounting socle surface-type 143 A</b> For ceiling mounting of the smoke and thermal detectors System Hekatron</p>			X	TILAUSTUOTE	1	ST	99
066		45-6468-007	<p><b>Mounting base wall/lintel 143 W</b> For lintel mounting of the smoke and thermal detectors System Hekatron</p>			X	TILAUSTUOTE	1	ST	99

### Spare parts for FD 10 / FD 20 / FD 20-F swing door drive unit

No.	Illustration	Art. No.	Designation	FD 10	FD 20	FD 20-F	Gross price Hinta € alv 0	per	Qty unit	Prov. Group
<b>Spare parts for Gilgen FD 10 swing door drive unit</b>										
100		45-0549-110	Drive module complete FD 10	X			TILAUSTUOTE	1	ST	02
110		45-0549-104	Fastening set FD 10	X			12.50	1	ST	02
120		45-0549-206	Relay PCB complete FD 10 With 4 free configurable dry relay contacts for e.g. signaling the door states	X			TILAUSTUOTE	1	ST	02
130		45-0549-326	Aluminium covering FD 10 Aluminium cover accessories FD 10 (article 45-0549-105) must be ordered <u>in addition</u> (covers)	X			106.50	1	ST	02
135		45-0549-105	Covering accessories (alu) FD 10 (black covers)	X			23.98	1	ST	99
140		45-0549-311	Stainless steel covering for FD 10 Stainless steel cover accessories FD 10 (article 45-0549-109) must be ordered <u>in addition</u> (covers)	X			TILAUSTUOTE	1	ST	02
145		45-0549-109	Covering accessories (stainless) FD 10 (black covers)	X			TILAUSTUOTE	1	ST	99
150		45-0549-112	Side cover complete FD 10 (incl. program selector and contact protection)	X			99.17	1	ST	02
151		45-0549-103	Side cover FD 10 without rating plate	X			27.06	1	ST	99
		45-0549-500	Rating plate FD 10	X			13.89	1	ST	02
160		45-0549-204	Door leaf mounting set FD 10 consisting of: Side cover, rating plate, connection angle, corrugated hose (for mounting the drive unit onto the door leaf)	X			114.67	1	ST	02
170		45-0549-322	Protective plug FD 10 Cover, if no main switch in the side cover	X			TILAUSTUOTE	1	ST	02



### Spare parts for FD 10 / FD 20 / FD 20-F swing door drive unit

No.	Illustration	Art. No.	Designation	FD 10	FD 20	FD 20-F	Gross price Hinta € alv 0	per	Qty unit	Prov. Group
<b>Spare parts for Gilgen FD 20 / FD 20 -F swing door drive unit</b>										
200		45-0548-116	<b>Substitute drive module FD 20</b> (incl. 0548-113 cable and screws)  (Attention only for: FD 20 / FD 20-F)		X	X	1472.95	1	ST	99
201		45-0548-117	<b>Substitute drive module FD 20 SRP</b> (incl. 0548-113 cable and screws)  (Attention only for: FD 20-F SRP)			X	TILAUSTUOTE	1	ST	99
210		45-0548-204	<b>FD 20 Substitute switch support cpl.</b>		X	X	TILAUSTUOTE	1	ST	99
220		45-0548-107	<b>VE Fixing set for FD 20</b>		X	X	TILAUSTUOTE	1	ST	99
230		45-0548-358	<b>Mounting plate FD 20</b> (compulsory for fire safety)		X	X	112.08	1	ST	02
231		45-0548-360	<b>Mounting plate FD 20 upgrade</b> (for FDC upgrading)		X	X	222.95	1	ST	02
235		45-0548-460	<b>FD 20 Side cover extension</b>		X	X	TILAUSTUOTE	1	ST	99
250		45-0548-118	<b>Control unit substitut FD 20</b> (incl. 45-0548-113 cable and screws)  (Attention only for: FD 20; FD 20 - F (SRP) 45-0548-141)		X		TILAUSTUOTE	1	ST	99
251		45-0548-141	<b>Control unit substitut FD 20-F</b> for FD 20-F and FD 20-F SRP (incl. 45-0548-217 fire safety PCB) (incl. 45-0548-113 cable and screws)			X	TILAUSTUOTE	1	ST	99
260		45-0548-113	<b>VE Cables and screws for FD 20</b> (cable for Encoder and reference switch)		X	X	TILAUSTUOTE	1	ST	99
270		45-0548-215	<b>Relay PCB complete for FD 20</b> (wit 4 free configurable, voltage free Relay contacts for e.g. signalling the door states)		X	X	TILAUSTUOTE	1	ST	02
271		45-0548-216	<b>Radio PCB FD 20 complete</b> (for handicapped-accessible door opening)		X	X	TILAUSTUOTE	1	ST	99
272		45-0548-217	<b>Fire safety PCB FD 20 complete</b> (compulsory with fire safety doors)  (Attention, only for: FD 20-F (SRP))			X	TILAUSTUOTE	1	ST	99









### Spare parts for FD 10 / FD 20 / FD 20-F swing door drive unit

No.	Illustration	Art. No.	Designation	FD 10	FD 20	FD 20-F	Gross price Hinta € alv 0	per	Qty unit	Prov. Group
300		45-0548-119	<b>Substitute covering aluminium for FD 20</b> (incl. diagram sticker and article 45-0548-143 covering accessories aluminium)		X	X	TILAUSTUOTE	1	ST	99
305		45-0548-445	<b>Alu covering f.int. smoke detector FD20</b> VE covering accessories Alu (Articel no. 45-0548-143) must be ordered <b>in addition</b> (covers) <b>(Attention: only for FD 20-F IRS integrated smoke detector)</b>			X	TILAUSTUOTE	1	ST	99
310		45-0548-143	<b>Covering accessories without logo (alu)</b> (black covers)		X	X	TILAUSTUOTE	1	ST	99
320		45-0548-120	<b>Substitute covering stainless steel FD20</b> (incl. diagram sticker and article 45-0548-115 chromium steel cover accessories)		X	X	TILAUSTUOTE	1	ST	99
325		45-0548-465	<b>Stainl.steel.cover.int.smoke detect.FD20</b> VE covering accessories stainless steel (Articel no. 45-0548-115) must be ordered <b>in addition</b> covers) <b>(Attention: only for FD 20-F IRS integrated smoke detector)</b>			X	TILAUSTUOTE	1	ST	99
330		45-0548-115	<b>Covering accessories (stainless steel)</b> (black covers)		X	X	TILAUSTUOTE	1	ST	99
335		45-0548-408	<b>Protection plug FD 20</b> Cover, if no main switch in the side cover		X	X	TILAUSTUOTE	1	ST	99
350		45-0548-177	<b>Side cover complete FD 20</b> for FD 20, FD 20 - F and FD 20 - F SRP (incl. program selector key, main installation switch and contact protection)		X	X	TILAUSTUOTE	1	ST	99
351		45-0548-178	<b>Side cover FD 20</b> (with neutral rating plate) Designation FD 20		X		TILAUSTUOTE	1	ST	99
352		45-0548-179	<b>Side cover FD 20-F</b> with red LED in side cover Designation FD 20 - F			X	TILAUSTUOTE	1	ST	99
353		45-0548-180	<b>Side cover FD 20-F SRP</b> with red LED in side cover Designation FD 20 - F SRP			X	TILAUSTUOTE	1	ST	99
360		45-0548-209	<b>Door leaf assembly set FD 20</b> consisting of: Side cover, rating plate, connection angle, corrugated hose (for mounting the drive unit onto the door leaf)		X	X	TILAUSTUOTE	1	ST	02
400		45-0548-230/90	<b>VE smoke channels</b> (including fastening angle, 2 smoke channels, cable and screws)			X	TILAUSTUOTE	1	ST	99
410		45-6468-015	<b>Optical smoke detector ORS142W</b> Substitute smoke detector for FD 20-F IRS int. smoke detector Smoke detector ORS 142W incl. covering smoke detector RNO 02/si			X	TILAUSTUOTE	1	ST	99
420		45-0548-128	<b>VE Strain relief for FD 20</b> incl. screws		X	X	TILAUSTUOTE	1	ST	99
430		45-0548-159	<b>LED-PCB FD 20-F</b> Red LED to be integrated in the intermediate cover for signalling the fire alarm consisting of: LED-PCB with longer cable, assembly angle, fastening material, cable length LED-PCB: 760mm <b>Note: In the event of a fire safety installation, a visible signalling of the fire alarm is compulsory</b>			X	TILAUSTUOTE	1	ST	99

### Spare parts for FD 10 / FD 20 / FD 20-F swing door drive unit

No.	Illustration	Art. No.	Designation	FD 10	FD 20	FD 20-F	Gross price Hinta € alv 0	per	Qty unit	Prov. Group
<b>Spare parts for FD 10 / FD 20 / FD 20-F swing door drive unit</b>										
500		45-0635-142	<b>D-BEDIX complete</b> (for fixed flush-type installation) D-BEDIX enables to directly select the operating modes. The most important door functions can be easily set.	X	X	X	281.78	1	ST	01
501		45-0548-133	<b>Service D-BEDIX</b> is temporarily used with the commissioning and maintenance work (including instructions)	X	X	X	340.31	1	ST	02
510		45-0610-503	<b>Gilgen Logo</b>	X	X	X	10.70	1	ST	99
<b>RG / RS rod assembly</b>										
600		45-0548-163	<b>Standard rod RS</b> for lintel mounting version with pushing function incl. fastening screws	X	X	X	122.88	1	ST	02
601		45-0548-164	<b>Sliding rod RG</b> for lintel mounting version with pulling and pushing function open stop piece integrated in sliding rail Aluminium sliding rail length = 653 mm, pivoting arm length = 430 mm incl. fastening screws	X	X	X	182.30	1	ST	02
602		45-0548-163/02	<b>Standard rod RS door leaf mounting</b> for door leaf mounting version with pushing function incl. fastening screws, pivoting arm length = 430 mm	X			186.50	1	ST	02
603		45-0548-164/02	<b>Sliding rod RG door leaf mounting</b> for door leaf mounting version with pulling and pushing function open stop piece integrated in sliding rail Aluminium sliding rail, length = 800 mm, pivoting arm length = 530 mm incl. fastening screws	X	X		227.97	1	ST	02
610		45-0548-175	<b>Open position stop piece</b> for installation into drive unit, adapted for normal rods RS (45-0548-163)		X	X	162.04	1	ST	02
620		45-0548-190	<b>Axle extension RG/RS +12</b> Axis extension between drive unit and rods RG / RS by 12 mm incl. matching screw	X	X	X	38.48	1	ST	02
621		45-0548-191	<b>Axle extension RG/RS +20</b> Axis extension between drive unit and rods RG / RS by 20 mm with matching screw	X	X	X	43.24	1	ST	02
622		45-0548-192	<b>Axle extension RG/RS +30</b> Axis extension between drive unit and rods RG / RS by 30 mm with matching screw	X	X	X	47.44	1	ST	02
623		45-0548-193	<b>Axle extension RG/RS +40</b> Axis extension between drive unit and rods RG / RS by 40 mm with matching screw	X	X	X	64.86	1	ST	02
624		45-0548-194	<b>Axle extension RG/RS +50</b> Axis extension between drive unit and rods RG / RS by 50 mm with matching screw	X	X	X	69.03	1	ST	02

### Spare parts for FD 10 / FD 20 / FD 20-F swing door drive unit

No.	Illustration	Art. No.	Designation	FD 10	FD 20	FD 20-F	Gross price Hinta € alv 0	per	Qty unit	Prov. Group
630		45-4099-315	<b>Pan head scr.M8x40 Prec.DIN 6912-8.8</b> Tuflok screw standard (for sliding rods RG / normal rods RS)	X	X	X	TILAUSTUOTE	1	ST	99
631		45-4099-122	<b>Pan head screw M8x50 Prec.DIN6912-8.8</b> Tuflok screw +10 mm (for axis extension RG / RS +10)	X	X	X	TILAUSTUOTE	1	ST	99
632		45-4099-127	<b>Cyl.screw M8x60 Prec. DIN 6912-8.8</b> Tuflok screw for axis extension RG / RS +12 and +20 (as for FD 20 rods: short clamping piece -13)	X	X	X	TILAUSTUOTE	1	ST	99
633		45-4099-282	<b>Cyl-Screw M8x70 Prec. DIN 6912-8.8</b> Tuflok screw for axis extension RG / RS +30 (as for FD 20 rods: standard clamping piece)	X	X	X	TILAUSTUOTE	1	ST	99
634		45-4099-128	<b>Cyl. screw M8x80 Prec.DIN 6912-8.8</b> Tuflok screw for axis extension RG / RS +40	X	X	X	TILAUSTUOTE	1	ST	99
635		45-4099-286	<b>Cyl-screw M8x90 Prec. DIN 6912-8.8</b> Tuflok screw for axis extension RG / RS +50 (as for FD 20 rods: clamping piece +20)	X	X	X	TILAUSTUOTE	1	ST	99
640		45-0548-453	<b>Glider RG</b> Glider for sliding rods RG (Attention: the set does not include the glider bolt)	X	X	X	TILAUSTUOTE	1	ST	99
650		45-0548-457	<b>Covering cap pair RG</b> adapted for sliding rods RG	X	X	X	TILAUSTUOTE	1	ST	99
660		45-0548-456	<b>Stop piece RG</b> adapted for sliding rods RG stop piece integrated in the sliding rail	X	X	X	TILAUSTUOTE	1	ST	99
<b>FD 20 rod assembly</b>										
700		45-0548-104	<b>Standard rod FD 20</b> For execution lintel mounting pushing function incl. clamping piece and screw	(X)	X	X	117.30	1	ST	02
701		45-0548-104/01	<b>Standard rod FD 20, EPD coating</b> Pivoting arm and connection bars, EPD coating Black coating for increased corrosion protection of the steel elements For execution lintel mounting pushing function incl. clamping piece and screw	(X)	X	X	TILAUSTUOTE	1	ST	02
710		45-0548-105	<b>Sliding rod FD 20</b> For lintel mounting execution, pulling and pushing function or Sliding rail length = 620 mm, pivoting arm length = 430 mm incl. clamping piece and screw	(X)	X	X	186.31	1	ST	02
711		45-0548-105/01	<b>Sliding rod FD 20, EPD coating</b> Pivoting arm and connection bars, EPD coating Black coating for increased corrosion protection of the steel elements For lintel mounting execution, pulling and pushing function or Sliding rail length = 620 mm, pivoting arm length = 430 mm incl. clamping piece and screw	(X)	X	X	TILAUSTUOTE	1	ST	02
715		45-0548-105/02	<b>Sliding rod FD 20, door leaf mounting</b> long execution, to be mounted on door leaf Sliding rail length = 830 mm, pivoting arm length = 530 mm incl. clamping piece and screw	(X)	X	X	227.73	1	ST	02

Legend: (X) = Technically possible but no drawings or instructions available, assembly according to construction situation

### Spare parts for FD 10 / FD 20 / FD 20-F swing door drive unit

No.	Illustration	Art. No.	Designation	FD 10	FD 20	FD 20-F	Gross price Hinta € alv 0	per	Qty unit	Prov. Group
730		45-0548-114	<b>Clamping piece</b> Clamping piece with screw for mounting the rods onto the drive unit	(X)	X	X	TILAUSTUOTE	1	ST	99
731		45-0548-124	<b>Clamping piece short</b> Shorter clamping piece with screw Axis shortening between drive unit and rods by 13 mm (not possible with Gilgen open position stop piece, article 45-0548-106)	(X)	X	X	41.86	1	ST	02
732		45-0548-125	<b>Clamping piece +20</b> Clamping piece +20 mm with screw (axis extension between drive unit and rods by 20 mm)	(X)	X	X	56.72	1	ST	02
733		45-0548-126	<b>Clamping piece +50</b> Clamping piece +50 mm with screw (axis extension between drive unit and rods by 50 mm)	(X)	X	X	59.42	1	ST	02
740		45-4099-127	<b>Cyl.screw M8x60 Prec. DIN 6912-8.8</b> Tuflok screw for FD 20 clamping piece short -13 mm (as for RG/RS rods: axis extension RG/RS +12 and +20)	(X)	X	X	TILAUSTUOTE	1	ST	99
741		45-4099-282	<b>Cyl-Screw M8x70 Prec. DIN 6912-8.8</b> Tuflok screw for FD 20 clamping piece standard (as for RG/RS rods: axis extension RG/RS +30)	(X)	X	X	TILAUSTUOTE	1	ST	99
742		45-4099-286	<b>Cyl-screw M8x90 Prec. DIN 6912-8.8</b> Tuflok screw for clamping piece + 20 (as for RG/RS rods: axis extension RG/RS +50)	(X)	X	X	TILAUSTUOTE	1	ST	99
743		45-4099-290	<b>Cyl-screw M8x120 Prec. DIN 6912-8.8</b> Tuflok screw for clamping piece + 50	(X)	X	X	TILAUSTUOTE	1	ST	99
751		45-0549-115	<b>Connection plate for timber door leaf</b> For RS standard rods and FD 20 standard rods FD 20	X	X	X	TILAUSTUOTE	1	ST	02
760		45-0548-222	<b>PU expansion element FD 20</b> (incl. 2 expansion elements, 2 screws and 2 nuts) for sliding rod	(X)	X	X	TILAUSTUOTE	1	ST	99
770		45-0548-223	<b>Glider FD 20</b> (incl. glider, locking ring and disk) for sliding rod <b>(Attention: glider bolt is not included in the set)</b>	(X)	X	X	TILAUSTUOTE	1	ST	99
780		45-0547-376	<b>Bolt FD 20</b> Glider bolt long 38 mm for sliding rod	(X)	X	X	TILAUSTUOTE	1	ST	99
781		45-0548-398	<b>Bolt spec. FD 20 L=14</b> Glider bolt short 14 mm for sliding rod	(X)	X	X	TILAUSTUOTE	1	ST	99
790		45-0548-380	<b>Paire of covering caps FD 20</b> for sliding rod FD 20	(X)	X	X	TILAUSTUOTE	1	ST	99

Legend: (X) = Technically possible but no drawings or instructions available, assembly according to construction situation