









| Pos. | Photo | Art. No. | Article | Drawing | Main application | | | | | | | | | | | | per | Qty unit | Prov. Group | | | |
|------|---|-------------|--|------------|------------------|----|-----|-------|-------|-------|-----|-----|-------|-------|-----|-----|-----|----------|-------------|-------|----|----|
| | | | | | | SL | SLX | SLX-M | SLX-V | SLX-D | SLA | SLM | FD 10 | FD 20 | SRM | FFM | | | | Gates | | |
| 002 |  | 45-6466-501 | COMBISCAN-SM Motion detector and closing edge monitoring For surface-type mounting incl. connection cable, length: 1,6 m | | X | X | X | X | X | | | | | | | | | 1 | ST | 10 | | |
| 032 |  | 45-6466-303 | Domino 1000 CAN Sensor Surface-type mounting against wall or suport profile Without CAN-cable | P 20.04.37 | | | X | X | X | X | | | | | | | | | TILAUSTUOTE | 1 | ST | 10 |
| 038 |  | 45-6466-110 | Door sensor EAGLE ONE Direction-sensitive microwave doppler radar Surface-type mounting against wall, support profile or ceiling Mounting height 1,8 – 4 m Colour: black with cable 2,5 m | P 20.04.29 | | | | | | X | X | X | X | X | X | X | | | | 1 | ST | 10 |
| 070 |  | 45-6466-213 | IXIO-DT3 Combi-Sensor Wall or support profile mounting. As light barrier substitute or additional safety element (e.g. retirement home, hospital etc.) Direction-sensitive door sensor with double protection curtain as opening element and closing edge monitoring. Configurable for standard and redundant sliding doors With cable 2.5 m | P 20.04.61 | | X | X | X | X | X | X | | | X | X | X | | | TILAUSTUOTE | 1 | ST | 10 |

| Pos. | Photo | Art. No. | Article | Drawing | Main application | | | | | | | | | | | per | Qty unit | Prov. Group | | | | |
|------|---|----------------|---|------------|------------------|-----|-------|-------|-------|-----|-----|-------|-------|-----|-----|-----|----------|-------------|-------------|----|----|----|
| | | | | | SL | SLX | SLX-M | SLX-V | SLX-D | SLA | SLM | FD 10 | FD 20 | SRM | FFM | | | | Gates | | | |
| 071 |  | 45-6466-212 | IXIO-DT1 Combi-Sensor Colour: black Wall or support profile mounting. As light barrier substitute or additional safety element (e.g. retirement home, hospital etc.) Direction-sensitive door sensor with double protection curtain as opening element and closing edge monitoring. With cable 2.5 m | P 20.04.61 | | X | X | X | X | X | X | X | | | | X | X | X | TILAUSTUOTE | 1 | ST | 10 |
| | | 45-6466-212/01 | IXIO-DT1 Combi-Sensor white | P 20.04.61 | | X | X | X | X | X | X | | | | X | X | X | TILAUSTUOTE | 1 | ST | 10 | |
| 072 |  | 45-6466-431 | Safety curtain IXIO-ST Wall or support profile mounting. As light barrier substitute or additional safety element (e.g. retirement home, hospital etc.) Double protection curtain With cable 2.5 m | P 20.04.61 | | X | X | X | X | X | X | | | | X | X | X | TILAUSTUOTE | 1 | ST | 10 | |
| 090 |  | 45-6452-275 | Sensor strip 4SAFE KIT L=350 mm Mounted on the (moving) swing door leaf Protection by a monitored infrared distance measuring Protection field: 400x70 mm (with mounting height 2 m) In aluminium profile with transparent profile and lateral covering caps Mounting height: 1,3 - 3,5 m Colour: black With connection cable (Master-Slave) 450 mm and connection cable, length 2,5 m as well as flexible cable junction | P 20.04.50 | | | | | | | | X | X | | | | | | 1 | ST | 10 | |

Sensory system

| Pos. | Photo | Art. No. | Article | Drawing | Main application | | | | | | | | | | | per | Qty unit | Prov. Group | | | |
|------|---|-------------|---|-----------------|------------------|----|-----|-------|-------|-------|-----|-----|-------|-------|-----|-----|----------|--------------|---|----|----|
| | | | | | | | | | | | | | | | | | | | | | |
| 101 |  | 45-6466-929 | Remote control for EAGLE for BEA devices | e.g. P 20.04.30 | | SL | SLX | SLX-M | SLX-V | SLX-D | SLA | SLM | FD 10 | FD 20 | SRM | FFM | Gates | TILAUSTRUOTE | 1 | ST | 10 |