



AJAN LUKKO
TURVAKSI PALVELUT
PART OF PROSERO

GILGEN
DOOR SYSTEMS

KUVASTO FD 10 JA FD 20 KÄÄNTÖOVIKONEISTOT






OPENS. CONNECTS. PROTECTS.

FD 10 and FD 20 Swing door drive units





No.	Photo	Art. No.	Designation	per	Qty unit	Prov. Group
Gilgen FD 10 swing door drive unit						
Compact, powerful drive unit for slim doors with a high passage frequency and a construction height of 70 mm. Suitable for doors with a door leaf width up to 1100 mm and a door leaf weight up to 150 kg.						
010		45-0549-014	Swing door drive unit FD 10 RG (alu)	1	ST	02
		45-0549-010 45-0548-164	Set with sliding rods RG/Sisältää vetolaitteen for lintel mounting with pulling and pushing function open stop piece integrated in sliding rail Gilgen kääntöoviautomaatti FD10 RG liukuvetolaite RG alumiinikotelo Packing unit consisting of: Swing door drive unit FD 10 (alu) Sliding rod RG			
020		45-0549-012	Swing door drive unit FD 10 RS (alu)	1	ST	02
		45-0549-010 45-0548-163	Set with standard rod RS/Sisältää vetolaitteen for lintel mounting with pushing function Gilgen kääntöoviautomaatti FD10 RS norm. vetolaite RS alumiinikotelo Packing unit consisting of: Swing door drive unit FD 10 (alu)			
030		45-0549-015	Swing door drive unit FD 10 RG (stainl)	1	ST	02
		45-0549-011 45-0548-164	Set with sliding rod RG for lintel mounting with pulling and pushing function open stop piece integrated in sliding rail Packing unit consisting of: Swing door drive unit FD 10 (stainl.) Sliding rod RG			
040		45-0549-013	Swing door drive unit FD 10 RS (stainl.)	1	ST	02
		45-0549-011 45-0548-163	Set with standard rod RS for lintel mounting with pushing function Packing unit consisting of: Swing door drive unit FD 10 (stainl.) Standard rod RS			
050		45-0549-010	Swing door drive unit FD 10 (alu)	1	ST	02
			(without rods) Packing unit consisting of: 1 FD 10 drive unit complete with aluminium cover E6/EV1 natural anodized Mounting material Black covers			
060		45-0549-011	Swing door drive unit FD 10 (stainl.)	1	ST	02
			(without rods) Packing unit consisting of: 1 FD 10 drive unit complete with stainless steel cover Brushed lengthwise with grain size 240 Mounting material Black covers			

FD 10 and FD 20 Swing door drive units


No.	Photo	Art. No.	Designation	Hinta € alv 0	per	Qty unit	Prov. Group
Gilgen FD 20 swing door drive unit							
<p>«Universal» drive unit for big and heavyweight external doors with a high passage frequency and designed to withstand high winds. Suitable for doors with a door leaf width up to 1600 mm, door leaf weight up to 250 kg and wind speeds up to 80 km/h (depending on door size and rods)</p>							
070		45-0548-010	Swing door drive unit FD 20 (alu)			1	ST 02
			<p>Sisältää vetolaitteen 45-0548-163 tai 45-0548-164 Gilgen kääntöviautomaatti FD 20 RS norm. vetolaite alumiinikotelo Gilgen kääntöviautomaatti FD 20 RG liukuvetolaite alumiinikotelo</p> <p>Packing unit consisting of: 1 FD 20 drive unit complete with aluminium cover E6/EV1 natural anodized Mounting material Black covers</p>				
080		45-0548-011	Swing door drive unit FD 20 (stainless)			1	ST 02
			<p>Without rods/Ei sisällä vetolaitetta</p> <p>Packing unit consisting of: 1 FD 20 drive unit complete with stainless steel cover Brushed lengthwise with grain size 240 Mounting material Black covers</p>				

Gilgen underground drive unit FD 20-UG							
<p>Suitable for interior and exterior doors with a door leaf width up to 1600 mm, door leaf weight up to 250 kg and wind speeds up to 60 km/h. You will find more information on the FD 20-UG data sheet</p>							
090		N/A	FD 20-UG underground drive unit	TILAUSTUOTE		1.00	ST net
			<p>(incl. rods)</p> <p>Packing unit consisting of: 1 FD 20-UG drive unit with rust-resisting case and cover plate, incl. travel stop and rods.</p> <p>Possible configurations: left and right, pulling/pushing function</p> <p>Delivery time on request</p>				












FD 20-F Swing door drive unit - fire-rated

No.	Photo	Art. No.	Designation	per unit	Qty	Prov. Group
Gilgen FD 20-F swing door drive unit «Universal» drive unit for big / heavyweight external doors with a high passage frequency and designed to withstand high winds. DIBt homologation for fire-safety doors up to size EN 3 - EN 6 (up to 1400mm) Door leaf weight up to 250kg and wind speeds up to 80 km/h (depending on door size and rods)						
010		45-0548-020	Swing door drive unit FD 20-F (alu) (without rods, for fire-safety doors only with standard rods pushing function or sliding rods pulling function) Packing unit consisting of: 1 FD 20-F drive unit complete with aluminium cover E6/EV1 natural anodized Mounting material, black covers 1 Fire-safety PCB	1	ST	02
020		45-0548-021	Swing door drive unit FD 20-F(stainless) (without rods, for fire-safety doors only with standard rods pushing function or sliding rods pulling function) Packing unit consisting of: 1 FD 20-F drive unit complete with chromium steel cover brushed lengthwise with grain size 240 Mounting material, black covers 1 Fire-safety PCB	1	ST	02
030		45-0548-022	Swing door drive unit FD 20-F SRP (alu) (without rods, for fire-safety doors only with sliding rods pushing function) Packing unit consisting of: 1 FD 20-F drive unit complete with aluminium covering E6/EV1 natural anodized Mounting material, black covers 1 Fire-safety PCB	1	ST	02
040		45-0548-023	Swing door drive FD 20-F SRP (stainless) (without rods, for fire-safety doors only with sliding rods pushing function) Packing unit consisting of: 1 FD 20-F drive unit complete with chromium steel cover brushed lengthwise with grain size 240 Mounting material, black covers 1 Fire-safety PCB	1	ST	02

FD 20-F Swing door drive unit - fire-rated

No.	Photo	Art. No.	Designation	per unit	Qty	Prov. Group
050		45-0548-026	FD 20-F IRS (Alu) int. smoke detector (without rods, for fire-safety doors only with standard rods with pushing function or sliding rods with pulling function) Packing unit consisting of: 1 FD 20-F IRS drive unit complete with smoke detector integrated in the drive unit, as well as covering made of aluminium E6/EV1 natural anodized Mounting material, black covers 1 Fire-safety PCB Note: max. clear width = 2.62 meter (with integrated closing sequence regulator)	TILAUSTUOTE	1	ST 02
060		45-0548-027	FD 20-F IRS (stainless) smoke detector (without rods, for fire-safety doors only with standard rods with pushing function or sliding rods with pulling function) Packing unit consisting of: 1 FD 20-F IRS drive unit complete with smoke detector integrated in the drive unit, as well as stainless steel covering brushed lengthwise with grain size 240 Mounting material, black covers 1 Fire-safety PCB Note: max. clear width = 2.62 meter (with integrated closing sequence regulator)	TILAUSTUOTE	1	ST 02
070		45-0548-028	FD 20-F SRP IRS (Alu) int. smoke detector (without rods, for fire-safety doors only with sliding rods with pushing function) Packing unit consisting of: 1 FD 20-F IRS drive unit complete with smoke detector integrated in the drive unit, as well as covering made of aluminium E6/EV1 natural anodized Mounting material, black covers 1 Fire-safety PCB Note: max. clear width = 2.62 meter (with integrated closing sequence regulator)	TILAUSTUOTE	1	ST 02
080		45-0548-029	FD 20-F SRP IRS (stainl.) smoke detector (without rods, for fire-safety doors only with sliding rods with pushing function) Packing unit consisting of: 1 FD 20-F IRS drive unit complete with smoke detector integrated in the drive unit, as well as stainless steel covering brushed lengthwise with grain size 240 Mounting material, black covers 1 Fire-safety PCB Note: max. clear width = 2.62 meter (with integrated closing sequence regulator)	TILAUSTUOTE	1	ST 02
090		45-0548-997/05 45-0548-997/06 45-0548-997/07 45-0548-997/08 45-0548-997/09	Hand over set for fixing devices (please select language) Hand-over set hold-open device DE Hand-over set hold-open device EN Hand-over set hold-open device FR Hand-over set hold-open device IT Hand-over set hold-open device ES consisting of: Maintenance control booklet, hand over/maintenance reporting, sticker for fixing device, sticker for push-button	TILAUSTUOTE	1	ST 02

Rod assembly for swing door drive units

No.	Photo	Art. No.	Designation	FD 10	FD 20	FD 20-F	pro	ME	Prov Gruppe	
Types of rod assembly/Vetolaitteet										
RG/RS rods slim and rugged rods with "chromated" surface and aluminium sliding rail										
Lintel mounting/karmiin										
010		45-0548-163	Standard rod RS for lintel mounting version with pushing function incl. fastening screws, pivoting arm length = 350 mm	X	X	X	1	ST	02	
011		45-0548-164	Sliding rod RG for lintel mounting version with pulling and pushing function open stop piece integrated in sliding rail Aluminium sliding rail length = 653 mm, pivoting arm length = 430 mm incl. fastening screws	X	X	X	1	ST	02	
Door leaf mounting/ovilehteen										
<i>Door leaf mounting set -> see drive accessories</i> Note: door leaf mounting with fire-safety function is not homologated in every country										
020		45-0548-163/02	Standard rod RS door leaf mounting for door leaf mounting version with pushing function incl. fastening screws, pivoting arm length = 430 mm	X			1	ST	02	
021		45-0548-164/02	Sliding rod RG door leaf mounting for door leaf mounting version with pulling and pushing function open stop piece integrated in sliding rail Aluminium sliding rail, length = 800 mm, pivoting arm length = 530 mm incl. fastening screws	X	X		1	ST	02	
030		45-0548-175	Open position stop piece for installation into drive unit, adapted for normal rods RS (45-0548-163) <i>Note for FD 20-F: an open position stop piece is compulsory</i>		X	X	1	ST	02	
040		45-0548-190	Axle extension RG/RS +12 Axis extension between drive unit and rods RG / RS by 12 mm incl. matching screw	X	X	X	1	ST	02	
041		45-0548-191	Axle extension RG/RS +20 Axis extension between drive unit and rods RG / RS by 20 mm with matching screw	X	X	X	1	ST	02	
042		45-0548-192	Axle extension RG/RS +30 Axis extension between drive unit and rods RG / RS by 30 mm with matching screw	X	X	X	1	ST	02	
043		45-0548-193	Axle extension RG/RS +40 Axis extension between drive unit and rods RG / RS by 40 mm with matching screw	X	X	X	1	ST	02	
044		45-0548-194	Axle extension RG/RS +50 Axis extension between drive unit and rods RG / RS by 50 mm with matching screw	X	X	X	1	ST	02	
045		45-0549-115	Connection plate for timber door leaf For RS standard rods and FD 20 standard rods FD 20	X	X	X	TILAUSTUOTE	1	ST	02

Rod assembly for swing door drive units






No.	Photo	Art. No.	Designation	FD 10	FD 20	FD 20-F	pro	ME	Prov Gruppe	
			FD 20 rods Rods made of stainless steel (Pivoting arms made of stainless steel, sliding rail made of aluminium)							
			Lintel mounting							
060		45-0548-104	Standard rod FD 20 For lintel mounting version with pushing function incl. clamping piece and screw	(X)	X	X		1	ST	02
061		45-0548-104/01	Standard rod FD 20, EPD coating Pivoting arm and connecton bars, EPD coating, coat thickness: 10-15µm Black coating for increased corrosion protection of the steel elements For execution lintel mounting pushing function incl. clamping piece and screw	(X)	X	X	TILAUSTRUOTE	1	ST	02
070		45-0548-105	Sliding rod FD 20 For lintel mounting version, pulling and pushing function Sliding rail length = 620 mm, pivoting arm length = 430 mm incl. clamping piece and screw	(X)	X	X		1	ST	02
071		45-0548-105/01	Sliding rod FD 20, EPD coating Pivoting arm and connecton bars, EPD coating, coat thickness: 10-15µm Black coating for increased corrosion protection of the steel elements For lintel mounting execution, pulling and pushing function Sliding rail length = 620 mm, pivoting arm length = 430 mm incl. clamping piece and screw	(X)	X	X	TILAUSTRUOTE	1	ST	02
			Door leaf mounting							
			Door leaf mounting set -> see drive accessories							
072		45-0548-105/02	Sliding rod FD 20, door leaf mounting long execution, to be mounted on door leaf Sliding rail length = 830 mm, pivoting arm length = 530 mm incl. clamping piece and screw Note: door leaf installation with fire-safety function is not homologated in every country	(X)	X	X		1	ST	02
100		45-0548-106	Open position stop piece FD 20 for installation onto drive unit, suitable for FD 20 rods (not possible with short clamping piece, article 45-0548-124) <i>Note for FD 20-F: an open position stop piece is compulsory</i>		X	X		1	ST	02
110		45-0548-124	Clamping piece FD 20 short Shorter clamping piece with suitable screw Axis shortening between drive unit and FD 20 rods by 13 mm (not possible with Gilgen open position stop piece FD 20, article 45-0548-106)	(X)	X	X		1	ST	02
111		45-0548-125	Clamping piece FD 20 +20 Clamping piece +20 mm with suitable screw Axis extension between drive unit and FD 20 rods by 20 mm	(X)	X	X		1	ST	02
112		45-0548-126	Clamping piece FD 20 +50 Clamping piece +50 mm with suitable screw Axis extension between drive unit and FD 20 rods by 50 mm	(X)	X	X		1	ST	02
121		45-0549-115	Connection plate for timber door leaf For RS standard rods and FD 20 standard rods FD 20	X	X	X	TILAUSTRUOTE	1	ST	02

Legend: (X) = Technically possible but no drawings or instructions available, assembly according to construction situation

FD 10, FD 20 and FD 20-F drive unit accessories

No.	Photo	Art. No.	Designation	FD 10	FD 20	FD 20-F	per	Qty	Prov.
							unit	Group	
Elements for FD 10									
010		45-0549-204	Door leaf mounting set FD 10 consisting of: Side cover, rating plate, connection angle, corrugated hose (for mounting the drive unit onto the door leaf)	X				1	ST 02
020		45-0549-210	FD10 Aluminium cover set bi-part 0.78m Aluminium cover set E6/EV1 natural anodized as intermediate piece for continuous aluminium covering Length = 780 mm (cover and intermediate profile) (consisting of: aluminium cover, natural anodized, aluminium intermediate profile untreated and mounting material)	X			TILAUSTUOTE	1	ST 02
021		45-0549-211	FD10 stainl. steel cover set bi-part 0.78m Cromium steel cover set, brushed lengthwise with grain size 240 as intermediate piece for continuous stainless steel covering Length = 780 mm (cover and intermediate profile) (consisting of: aluminium cover, natural anodized, aluminium intermediate profile untreated and mounting material)	X			TILAUSTUOTE	1	ST 02
030		45-0549-206	Relay PCB complete FD 10 (with 4 free configurable dry relay contacts for e.g. signaling the door states)	X			TILAUSTUOTE	1	ST 02
Elements for FD 20 and FD 20-F									
100		45-0548-209	Door leaf assembly set FD 20 consisting of: Side cover, rating plate, connection angle, corrugated hose (for mounting the drive unit onto the door leaf)		X	X	TILAUSTUOTE	1	ST 02
110		45-0548-358	Mounting plate FD 20 (compulsory for fire-safety)		X	X		1	ST 02
111		45-0548-132	Fixing mat. for mounting plate FD 20 Fastening set for mounting plate consisting of various screws and 2 side cover extensions		X	X		1	ST 02
120		45-0548-360	Mounting plate FD 20 upgrade (for FDC upgrading)		X	X		1	ST 02
121		45-0548-132	Fixing mat. for mounting plate FD 20 Fastening set for mounting plate consisting of various screws and 2 side cover extensions		X	X		1	ST 02
150		45-0548-220	FD20 Aluminium cover set bi-parting 1.2m Aluminium cover set E6/EV1 natural anodized as intermediate piece for continuous covering Length = 1200 mm (cover and intermediate profile) (consisting of: aluminium covering natural anodized, aluminium intermediate profile untreated and mounting material)		X	X	TILAUSTUOTE	1	ST 02
151		45-0548-214	FD20 Aluminium cover set bi-parting 1.9m Aluminium cover set E6/EV1 natural anodized as intermediate piece for continuous covering Length = 1900 mm (cover and intermediate profile) (consisting of: aluminium covering natural anodized aluminium intermediate profile untreated and mounting material)		X	X	TILAUSTUOTE	1	ST 02
152		45-0548-252	FD20 Stainl. steel cover set bi-part.1.2m Cromium steel cover set brushed lengthwise with grain size 240 as intermediate piece for continuous stainless steel covering Length = 1200 mm (cover and intermediate profile) (consisting of: stainless steel intermediate covering, aluminium intermediate profile untreated and mounting material)		X	X	TILAUSTUOTE	1	ST 02
160		45-0548-183	VE End plug of covering extension FD 20 End piece when extending the cover of single leaf drives consisting of: side cover, connection piece, spacer and fastening maerial Note: the cover set bi-parting must be ordered in addition		X	X	TILAUSTUOTE	1	ST 02

FD 10, FD 20 and FD 20-F drive unit accessories

No.	Photo	Art. No.	Designation	FD 10	FD 20	FD 20-F	per	Qty	Prov.
								unit	Group
170		45-0548-215	Relay PCB complete for FD 20 With 4 free configurable dry relay contacts for e.g. signaling the door states		X	X	TILAUSTUOTE	1	ST 02
180		45-0383-194/07	CAN cable conf. 3200mm ENG Required for bi-parting installations, as a connection between Master and Slave drive units Tailored length: 3200mm		X	X	TILAUSTUOTE	1	ST 02
Closing sequence regulation for FD 20 (-F), bi-parting version									
Closing sequence regulator set									
200		45-0548-225 to be used with FD 20-F from Index "K" (09/2015)	Set Closing sequence regulator 2.5m(Alu) complete set for installing the integrated closing sequence regulator Use for bi-parting fire-safety installations with all rod versions for a clear width up to 2500 mm can also be used for standard FD 20 drive mechanism (45-0548-010) consisting of: 1 FD 20-F ISR integrated closing sequence regulator 1 Installation tube KIR 20, 1.5m 1 Cover set bi-parting 1.2m		X	X	TILAUSTUOTE	1	ST 02
210		45-0548-226 to be used with FD 20-F from Index "K" (09/2015)	Set Closing sequence regulator 2.8m(Alu) complete set for installing the integrated closing sequence regulator Use for bi-parting fire-safety installations with all rod versions for a clear width up to 2800 mm can also be used for standard FD 20 drive mechanism (45-0548-010) consisting of: 1 FD 20-F ISR integrated closing sequence regulator 1 Installation tube KIR 20, 1.5m 1 Cover set bi-parting 1.9m		X	X	TILAUSTUOTE	1	ST 02
220		45-0548-233 to be used with FD 20-F from Index "K" (09/2015)	Closing sequence regul.2.5m (stainless) complete set for installing the integrated closing sequence regulator Use for bi-parting fire-safety installations with all rod versions for a clear width up to 2500 mm can also be used for standard FD 20 drive mechanism (45-0548-011) consisting of: 1 FD 20-F ISR integrated closing sequence regulator 1 Installation tube KIR 20, 1.5m 1 Stainless steel covering set bi-parting 1.2m		X	X	TILAUSTUOTE	1	ST 02
Closing sequence regulation - individual elements									
250		45-0548-154 to be used with FD 20-F from Index "K" (09/2015)	ISR FD 20-F Closing sequence regulator Mechanical closing sequence regulator integrated in the drive unit Use for bi-parting fire-safety installations with all rod versions consisting of: mechanical closing sequence regulator, steel cable, side cover, fastening material can also be used for standard FD 20 drive mechanism (45-0548-010 / 011) Note: it is compulsory to install an intermediate tube/installations tube with an external diameter of 20mm Note: It is recommended to mount a covering set bi-parting together with the integrated closing sequence regulator		X	X	TILAUSTUOTE	1	ST 02
260		45-6991-114/15	Installation tube KIR 20, 1.5m Guides the steel cable of the integrated closing sequence regulator FD 20-F ISR between Master and Slave Length= 1.5m, external diameter = 20mm Note: With the integrated closing sequence regulator FD 20-F ISR, a connection tube with external diameter of 20mm is compulsory		X	X	TILAUSTUOTE	1	ST 02
Elements for FD 10, FD 20 and FD 20-F									
300		45-0548-133	Service D-BEDIX is temporarily used with the commissioning and maintenance work (including instructions)	X	X	X		1	ST 02
310		45-4681-028	Connection flap MK 90 To be installed on the first door leaf to close, in order that the closing sequence is guaranteed in manual operation With bi-parting installations in escape ways/rescue accesses, the connection flap must imperatively be installed	X	X	X	TILAUSTUOTE	1	ST 99

Accessories for swing door drive unit FD 10 / FD 20 / FD 20 - F

No.	Photo	Art. No.	Designation				per	Qty unit	Prov. Group	
				FD 10	FD 20	FD 20-F				
Accessories for Gilgen FD 10 / FD 20 / FD 20 - F swing door drive unit										
Control elements										
010		45-0635-142	D-BEDIX complete (or flush-type installation) D-BEDIX enables to directly select the operating modes. The most important door functions can be easily set.	X	X	X		1	ST	01
011		45-0630-431	Surface-type assembly frame Frame for surface-type mounting of the D-Bedix (45-0635-142)	X	X	X		1	ST	01
021		45-0548-218	Radio PCB FD 20 with pocket transmitter Radio set FD 20 (868 MHz) consisting of: radio PCB complete with radio pocket transmitter 2 channel (45-6465-502) (for handicapped-accessible door opening)		X	X	TILAUSTUOTE	1	ST	02
022		45-6465-502	Pocket transmitter GFU 2 Radio pocket transmitter 2 channels (868 MHz and 433 MHz)	X	X	X	TILAUSTUOTE	1	ST	12
030		45-6465-505	Radio transmitter insert GFU The radio transmitter insert GFU can be used in connection with the commercially available push-buttons and impulse flip switches as a fixed wall transmitter (surface-/flush-type mounting or wall frame) 1 - 4 commands are possible The radio transmitter insert GFU and hand-held radio transmitter GFU can also be used in conjunction. Attention to space requirement: dimensions: 51 x 36 x 15 mm Attention: As a receiver the radio PCB FD 20 complete (45-0548-216) must be used or the radio PCB FD 20 complete with the hand-held transmitter (45-0548-218) The radio transmitter insert GFU can be either used with the following buttons (surface- or flush-type mounting):		X	X	TILAUSTUOTE	1	ST	12
031		45-6443-235	Button 24V 1part EDIZIODUE white white universal button Feller EDIZIODuo for simple command with LED blu, for flush-type mounting		X	X	TILAUSTUOTE	1	ST	10
032		45-6443-236	Button 24V 2parts EDIZIODUE white white universal button Feller EDIZIODuo for double commands with LED blu, for flush-type mounting e.g.: for single leaf or bi-parting opening		X	X	TILAUSTUOTE	1	ST	10
033		45-6443-237	Button 24V 4parts EDIZIODUE white white universal button Feller EDIZIODuo for quadruple commands with LED blu, for flush-type mounting		X	X	TILAUSTUOTE	1	ST	10
034		45-6443-239	Surface-type frame white H=39 EDIZIODue white frame for surface-type mounting of: Button 24V 1 part EDIZIODUE white (45-6443-235) Button 24V 2 parts EDIZIODUE white (45-6443-236) Button 24V 4 parts EDIZIODUE white (45-6443-237)	X	X	X	TILAUSTUOTE	1	ST	10
040		45-6466-125	Merkur Sensor Direction-sensitive Radar Merkur as an opening element for people and objects	X	X	X	TILAUSTUOTE	1	ST	10
041		45-6466-110	Door sensor EAGLE ONE Direction-sensitive microwave doppler radar	X	X	X		1	ST	10
050		45-6466-700	CleanSwitch contactless button Contactless and hygienic control element Detection range between 100 and 500 mm (adjustable) Function as a button or switch (adjustable) Illuminated ring colours (green, red, blue) and colour brightness (adjustable) for flush-type mounting, dim. 88 x 88 x 38 mm (length x width x depth)	X	X	X	TILAUSTUOTE	1	ST	10
051		45-6443-241	Surface-type frame white H=54 EDIZIODue Frame and fastening material for surface-type mounting of contactless button / CleanSwitch	X	X	X	TILAUSTUOTE	1	ST	10




Accessories for swing door drive unit FD 10 / FD 20 / FD 20 - F

No.	Photo	Art. No.	Designation				per	Qty unit	Prov. Group	
				FD 10	FD 20	FD 20-F				
060		45-6442-106	Program switch K&N flush-type Off - Night - Exit - Automatic - Open only for flush-type mounting, dim. 88x88 mm	X	X	X	TILAUSTUOTE	1	ST	10
061		45-6442-006	Program switch K&N surface-type Off - Night - Exit - Automatic - Open for surface-type mounting, dim. 64x72mm incl. surface-type frame	X	X	X	TILAUSTUOTE	1	ST	10
062		45-6442-116	Key-operated program switch K&N Off - Night - Exit - Automatic- Open Delivery <u>without</u> cylinder surface-type mounting not possible, dim. 88x88mm	X	X	X	TILAUSTUOTE	1	ST	10
063		45-6982-522	Flus-type wood box size I depth 80mm Housing for flush-type mounting for key-operated program switch (45-6442-116)	X	X	X	TILAUSTUOTE	1	ST	10
064		45-4406-434/12	Switch cylinder KABA 1262 C Cylinder for key-operated program switch (45-6442-116) key system 12 without key	X	X	X	TILAUSTUOTE	1	ST	99
065		45-4406-490/12	Key KABA 8 "12" key system 12 Key for cylinder switch KABA 1262 C (45-4406-434/12)	X	X	X	TILAUSTUOTE	1	ST	99
070		45-6443-230	Push-button OPEN white EDIZIOdue white with black writing "AUF/OPEN/OUVRIR/APRIRE" for flush-type mounting (UP) Note: can only be used as flush-type mounting together with radio transmitter insert GFU	X	X	X	TILAUSTUOTE	1	ST	10
071		45-6443-231	Push-button OPEN green EDIZIOdue with LED illumination green green with white writing "AUF/OPEN/OUVRIR/APRIRE" for flush-type mounting (UP) Note: can only be used as flush-type mounting together with radio transmitter insert GFU	X	X	X	TILAUSTUOTE	1	ST	10
072		45-6443-239	Surface-type frame white H=39 EDIZIOdue white frame for surface-type mounting of: Push-button OPEN white (45-6443-230) Push-button OPEN green (45-6443-231)	X	X	X	TILAUSTUOTE	1	ST	10
075		45-6443-211	Flip switch UP Door open 80x80mm platinum grey with black writing "AUF/OPEN" for flush-type mounting (UP) Note: can only be used as flush-type mounting together with radio transmitter insert GFU	X	X	X	TILAUSTUOTE	1	ST	10
076		45-6443-215	Flip switch OPEN illuminated flip switch "OPEN" 80x80mm green with white writing "AUF OPEN OUVRIR APRIRE" for flush-type mounting (UP) Note: can only be used as flush-type mounting together with radio transmitter insert GFU	X	X	X	TILAUSTUOTE	1	ST	10
077		45-6443-212	Surface-t.box f. flip switch 80x80x35 Frame for surface-type mounting of: Flip switch UP Door open 80x80mm (45-6443-211) Flip switch OPEN (45-6443-215)	X	X	X	TILAUSTUOTE	1	ST	10
078		45-6443-210	Flip switch UP Door open 225x83 mm Large-scale push-button platinum gray with black inscription "AUF OPEN OUVRIR APRIRE" surface-type mounting not possible Note: can only be used as flush-type mounting together with radio transmitter insert GFU	X	X	X	TILAUSTUOTE	1	ST	10
079		45-0723-121	Push-button "OPEN" flush complete for flush-type mounting Details see drawing: T 20.41.01	X	X	X	TILAUSTUOTE	1	ST	10








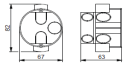
Accessories for swing door drive unit FD 10 / FD 20 / FD 20 - F

No.	Photo	Art. No.	Designation	FD 10	FD 20	FD 20-F	per	Qty unit	Prov. Group	
080		45-6982-501 by customer	Inlet box for flush-type mounting suited for: D-Bedix complete (45-0635-142) Infrared light scanner - ATC (45-6452-240) Program switch K&N flush-type (45-6442-106) Push-button OPEN white EDIZIOdue (45-6443-230) Push-button OPEN green EDIZIOdue (45-6443-231) Flip switch UP Door open 80x80mm (45-6443-211) Flip switch OPEN (45-6443-215) Push-button OPEN flush-type (45-0723-121) Inlet box of 1 piece CH version black EU inlet box EU version must be mounted by customer	X	X	X	TILAUSTUOTE	1	ST	10
090		45-0734-061	Pull switch for ceiling mounting	X	X	X	TILAUSTUOTE	1	ST	10
Safety elements										
100		45-6466-600	LZR-Flatscan Kit Left&Right black LZR-Flatscan turvaverhoilmaisvasen + oikea (musta) For the protection of pedestrian/industrial swing doors Laser LZR FLATSCAN KIT consisting of: 2 LZR-FLATSCAN's (Master and Slave) 2 Cover plates 1 Connection cable Master-Slave 1 Connection cable with conduit and terminals For surface-type installation, in the leaf profile on the upper door leaf corners (as close as possible to the secondary closing edge) Dimension 142 x 85 x 33 mm High-resolution safety scanning beams for the protection of the door leaves and the secondary closing edge Max. detection range 4 m (diagonal)	X	X	X		1	ST	10
101		45-0723-135 45-0723-135/21 45-0723-135/22	Set LZR-Flatscan canopy/covering Säteilysuoja Canopy/covering black If a radar is mounted immediately above the FLATSCAN, it is compulsory to mount the canopy as a protection of the radar microwaves Flatscan canopy/covering left untreated Flatscan canopy/covering right untreated	X	X	X		1	ST	10
110		45-6452-275 45-6452-276 45-6452-277	Sensor strip 4SAFE KIT L=350 mm Mounted on the (moving) swing door leaf Protection by a monitored infrared distance measuring Protection field: 400x70 mm (with mounting height 2 m) In aluminium profile with transparent profile and lateral covering caps Mounting height: 1,3 - 3,5 m Colour: black With connection cable (Master-Slave) 450 mm and connection cable, length 2,5 m as well as flexible cable junction Sensor strip 4SAFE KIT L=900 mm Turvasensori Protection field: 400x70 mm (with mounting height 2 m) Sensor strip 4SAFE KIT L=1100 mm Turvasensori Protection field: 800x70 mm (with mounting height 2 m)	X	X	X		1	ST	10
120		45-4495-062	Cable junction with flexible tube Flexible cable guide for the connection between the door and drive unit	X	X	X	TILAUSTUOTE	1	ST	19
130		45-6452-269	MicroRay 84 black without cable vertical light barrier for protecting the pinching and shearing points 2 connection cables are necessary in addition consting of: 1 transmitter + 1 receiver	X	X	X	TILAUSTUOTE	1	ST	10
131		45-6452-921	Connection cable for MicroRay Attention : order always 2 pieces (transmitter + receiver) Cable length 10 m	X	X	X	TILAUSTUOTE	1	ST	10







Accessories for swing door drive unit FD 10 / FD 20 / FD 20 - F

No.	Photo	Art. No.	Designation	FD 10	FD 20	FD 20-F	per	Qty unit	Prov. Group	
150		45-4681-080	Finger guard rollo ATHMER No-30 Housing: Aluminium silver anodized Material: plastic black, fire-retardant For secondary closing edge on the opposite side of the door hing Length 1925mm	X	X	X	TILAUSTUOTE	1	ST	19
151		45-4681-081	Finger protection prof.ATHMER BU-16 Profile: aluminium silver anodized For secondary closing edge of the door hinge side for non-flash doors with a door hinge diameter of 15 - 16 mm consisting of: 1 Profile, length 1'355 mm (between the upper and lower door hinge) 1 Profile, length 265 mm (beneath the lower door hinge) 1 fastening material for wooden frame	X	X	X	TILAUSTUOTE	1	ST	19
152		45-4681-082	Finger protection prof.ATHMER BU-20 Profile: aluminium silver anodized For secondary closing edge on the door hinge side for non flush doors with door hinge diameter 20 mm consisting of: 1 Profile, length 1'355 mm (between the upper and lower door hinge) 1 Profile, length 265 mm (beneath the lower door hinge) 1 fastening material for wooden frame	X	X	X	TILAUSTUOTE	1	ST	19



Accessories for FD 20 - F swing door drive (fire-safety)

No.	Photo	Art. No.	Designation	FD 10	FD 20	FD 20-F	per unit	Qty	Prov.
Accessories exclusively for Gilgen FD 20 - F swing door drive unit (fire-safety)									
			Test button for flush-type and surface-type mounting						
010		45-6443-202	Test button Door closed AP Hat 02 German version "Tür schliessen" (close door)			X	TILAUSTUOTE	1	ST 10
011		45-6443-202/03	Test button fermeture porte AP Hat0 French version "Fermeture porte"			X	TILAUSTUOTE	1	ST 10
020		45-6468-012	Push-button red with glass Push-button "CLOSE DOOR" Push-button (red) in lockable housing (yellow) with glass in front to prevent unauthorized operations Only for surface-type mounting (sticker in 4 languages included in the hand-over set)			X	TILAUSTUOTE	1	ST 10
030		45-6443-233	Combinated button "Test button + Restart" Push-button 2 parts red EDIZIOdue Test button "Close door / Restart"			X	TILAUSTUOTE	1	ST 10
			Test button "Inverse"						
030		45-6443-231	Push-button OPEN green EDIZIOdue With "Inverse" the push-button can also be connected as a control button <i>(Attention : connect to the correct terminals)</i> Green button with white inscription "AUF/OPEN/OUVRIR/APRIRE" for flush-type mounting Attention: only for inverse application			X	TILAUSTUOTE	1	ST 10
035		45-6443-239	Surface-type frame white H=39 EDIZIOdue Frame for surface-type mounting for push-button, 2 parts red EDIZIOdue (45-6443-233) and push-button OPEN green EDIZIOdue (45-6443-231)			X	TILAUSTUOTE	1	ST 10
040		45-6982-501	Inlet box of 1 piece CH version, black for push-button 2 parts red EDIZIOdue (45-6443-233) and push-button OPEN green EDIZIOdue (45-6443-231)			X	TILAUSTUOTE	1	ST 10
041		by customer	Inlet box EU EU version must be mounted by customer for push-button 2 parts red EDIZIOdue (45-6443-233) and push-button OPEN green EDIZIOdue (45-6443-231)						














Accessories for FD 20 - F swing door drive (fire-safety)

No.	Photo	Art. No.	Designation	FD 10	FD 20	FD 20-F	per unit	Qty	Prov. Group	
Smoke detectors to be connected										
050		45-0548-230/20	<p>The following smoke detectors and thermal detectors are directly connectable to the fire-safety PCB of the FD 20 - F (SRP) <i>Note : max. 3 fire detectors can be connected</i></p> <p>Smoke detector integrated in the drive unit</p> <p>Set IRS FD 20-F Alu int. smoke detector Retrofitting set for installation of an optical smoke detector in the FD 20-F drive housing Execution with aluminium covering, natural anodized E6/EV1 consisting of: Smoke channels, covering Alu IRS, fastening material, cable Smoke detector ORS 142W, smoke detector cover RNO 02/si</p> <p>Notes: - Max. clear width = 2.62 Meter (with integrated closing sequence regulator) - The existing covering must be exchanged (smoke penetration)</p>			X	TILAUSTUOTE	1	ST	02
051		45-0548-230/21	<p>Set IRS FD 20-F Stainless smoke detector Retrofitting set con installation of an optical smoke detector in the FD 20-F drive housing Execution with chromium steel covering, brushed lengthwise with grain size 240, consisting of: Smoke channels, covering stainless IRS, fastening material, cable Smoke detector ORS 142W, smoke detector cover RNO 02/si</p> <p>Notes: - Max. clear width = 2.62 Meter (with integrated closing sequence regulator) - The existing covering must be exchanged (smoke penetration)</p>			X	TILAUSTUOTE	1	ST	02
Fire detectors to be connected										
060		45-6468-004	<p>The following smoke detectors and thermal detectors are directly connectable to the fire-safety PCB of the FD 20 - F (SRP) <i>Note : max. 3 fire detectors can be connected</i></p> <p>Optical smoke detector ORS142 Needs an additional mounting socle System Hekatron</p>			X	TILAUSTUOTE	1	ST	99
061		45-6468-005	<p>Thermal detector TS 217 For areas with lots of dust needs an additional mounting socle System Hekatron</p>			X	TILAUSTUOTE	1	ST	99
065		45-6468-006	<p>Mounting socle surface-type 143 A For ceiling mounting of the smoke and thermal detectors System Hekatron</p>			X	TILAUSTUOTE	1	ST	99
066		45-6468-007	<p>Mounting base wall/lintel 143 W For lintel mounting of the smoke and thermal detectors System Hekatron</p>			X	TILAUSTUOTE	1	ST	99

Spare parts for FD 10 / FD 20 / FD 20-F swing door drive unit

No.	Illustration	Art. No.	Designation	FD 10	FD 20	FD 20-F	per	Qty unit	Prov. Group
Spare parts for Gilgen FD 10 swing door drive unit									
100		45-0549-110	Drive module complete FD 10	X				TILAUSTUOTE	1 ST 02
110		45-0549-104	Fastening set FD 10	X					1 ST 02
120		45-0549-206	Relay PCB complete FD 10 With 4 free configurable dry relay contacts for e.g. signaling the door states	X				TILAUSTUOTE	1 ST 02
130		45-0549-326	Aluminium covering FD 10 Aluminium cover accessories FD 10 (article 45-0549-105) must be ordered <u>in addition</u> (covers)	X					1 ST 02
135		45-0549-105	Covering accessories (alu) FD 10 (black covers)	X					1 ST 99
140		45-0549-311	Stainless steel covering for FD 10 Stainless steel cover accessories FD 10 (article 45-0549-109) must be ordered <u>in addition</u> (covers)	X				TILAUSTUOTE	1 ST 02
145		45-0549-109	Covering accessories (stainless) FD 10 (black covers)	X				TILAUSTUOTE	1 ST 99
150		45-0549-112	Side cover complete FD 10 (incl. program selector and contact protection)	X					1 ST 02
151		45-0549-103	Side cover FD 10 without rating plate	X					1 ST 99
		45-0549-500	Rating plate FD 10	X					1 ST 02
160		45-0549-204	Door leaf mounting set FD 10 consisting of: Side cover, rating plate, connection angle, corrugated hose (for mounting the drive unit onto the door leaf)	X					1 ST 02
170		45-0549-322	Protective plug FD 10 Cover, if no main switch in the side cover	X				TILAUSTUOTE	1 ST 02

Spare parts for FD 10 / FD 20 / FD 20-F swing door drive unit

No.	Illustration	Art. No.	Designation				per	Qty unit	Prov. Group	
				FD 10	FD 20	FD 20-F				
Spare parts for Gilgen FD 20 / FD 20 -F swing door drive unit										
200		45-0548-116	Substitute drive module FD 20 (incl. 0548-113 cable and screws) (Attention only for: FD 20 / FD 20-F)		X	X		1	ST	99
201		45-0548-117	Substitute drive module FD 20 SRP (incl. 0548-113 cable and screws) (Attention only for: FD 20-F SRP)			X	TILAUSTUOTE	1	ST	99
210		45-0548-204	FD 20 Substitute switch support cpl.		X	X	TILAUSTUOTE	1	ST	99
220		45-0548-107	VE Fixing set for FD 20		X	X	TILAUSTUOTE	1	ST	99
230		45-0548-358	Mounting plate FD 20 (compulsory for fire safety)		X	X		1	ST	02
231		45-0548-360	Mounting plate FD 20 upgrade (for FDC upgrading)		X	X		1	ST	02
235		45-0548-460	FD 20 Side cover extension		X	X	TILAUSTUOTE	1	ST	99
250		45-0548-118	Control unit substitut FD 20 (incl. 45-0548-113 cable and screws) (Attention only for: FD 20; FD 20 - F (SRP) 45-0548-141)		X		TILAUSTUOTE	1	ST	99
251		45-0548-141	Control unit substitut FD 20-F for FD 20-F and FD 20-F SRP (incl. 45-0548-217 fire safety PCB) (incl. 45-0548-113 cable and screws)			X	TILAUSTUOTE	1	ST	99
260		45-0548-113	VE Cables and screws for FD 20 (cable for Encoder and reference switch)		X	X	TILAUSTUOTE	1	ST	99
270		45-0548-215	Relay PCB complete for FD 20 (wit 4 free configurable, voltage free Relay contacts for e.g. signalling the door states)		X	X	TILAUSTUOTE	1	ST	02
271		45-0548-216	Radio PCB FD 20 complete (for handicapped-accessible door opening)		X	X	TILAUSTUOTE	1	ST	99
272		45-0548-217	Fire safety PCB FD 20 complete (compulsory with fire safety doors) (Attention, only for: FD 20-F (SRP))			X	TILAUSTUOTE	1	ST	99

Spare parts for FD 10 / FD 20 / FD 20-F swing door drive unit

No.	Illustration	Art. No.	Designation	FD 10	FD 20	FD 20-F		per	Qty unit	Prov. Group
300		45-0548-119	Substitute covering aluminium for FD 20 (incl. diagram sticker and article 45-0548-143 covering accessories aluminium)		X	X	TILAUSTUOTE	1	ST	99
305		45-0548-445	Alu covering f.int. smoke detector FD20 VE covering accessories Alu (Articel no. 45-0548-143) must be ordered in addition (covers) (Attention: only for FD 20-F IRS integrated smoke detector)			X	TILAUSTUOTE	1	ST	99
310		45-0548-143	Covering accessories without logo (alu) (black covers)		X	X	TILAUSTUOTE	1	ST	99
320		45-0548-120	Substitute covering stainless steel FD20 (incl. diagram sticker and article 45-0548-115 chromium steel cover accessories)		X	X	TILAUSTUOTE	1	ST	99
325		45-0548-465	Stainl.steel.cover.int.smoke detect.FD20 VE covering accessories stainless steel (Articel no. 45-0548-115) must be ordered in addition covers) (Attention: only for FD 20-F IRS integrated smoke detector)			X	TILAUSTUOTE	1	ST	99
330		45-0548-115	Covering accessories (stainless steel) (black covers)		X	X	TILAUSTUOTE	1	ST	99
335		45-0548-408	Protection plug FD 20 Cover, if no main switch in the side cover		X	X	TILAUSTUOTE	1	ST	99
350		45-0548-177	Side cover complete FD 20 for FD 20, FD 20 - F and FD 20 - F SRP (incl. program selector key, main installation switch and contact protection)		X	X	TILAUSTUOTE	1	ST	99
351		45-0548-178	Side cover FD 20 (with neutral rating plate) Designation FD 20		X		TILAUSTUOTE	1	ST	99
352		45-0548-179	Side cover FD 20-F with red LED in side cover Designation FD 20 - F			X	TILAUSTUOTE	1	ST	99
353		45-0548-180	Side cover FD 20-F SRP with red LED in side cover Designation FD 20 - F SRP			X	TILAUSTUOTE	1	ST	99
360		45-0548-209	Door leaf assembly set FD 20 consisting of: Side cover, rating plate, connection angle, corrugated hose (for mounting the drive unit onto the door leaf)		X	X	TILAUSTUOTE	1	ST	02
400		45-0548-230/90	VE smoke channels (including fastening angle, 2 smoke channels, cable and screws)			X	TILAUSTUOTE	1	ST	99
410		45-6468-015	Optical smoke detector ORS142W Substitute smoke detector for FD 20-F IRS int. smoke detector Smoke detector ORS 142W incl. covering smoke detector RNO 02/si			X	TILAUSTUOTE	1	ST	99
420		45-0548-128	VE Strain relief for FD 20 incl. screws		X	X	TILAUSTUOTE	1	ST	99
430		45-0548-159	LED-PCB FD 20-F Red LED to be integrated in the intermediate cover for signalling the fire alarm consisting of: LED-PCB with longer cable, assembly angle, fastening material, cable length LED-PCB: 760mm Note: In the event of a fire safety installation, a visible signalling of the fire alarm is compulsory			X	TILAUSTUOTE	1	ST	99

Spare parts for FD 10 / FD 20 / FD 20-F swing door drive unit

No.	Illustration	Art. No.	Designation	FD 10 / FD 20 / FD 20-F			per	Qty unit	Prov. Group
				FD 10	FD 20	FD 20-F			
Spare parts for FD 10 / FD 20 / FD 20-F swing door drive unit									
500		45-0635-142	D-BEDIX complete (for fixed flush-type installation) D-BEDIX enables to directly select the operating modes. The most important door functions can be easily set.	X	X	X	1	ST	01
501		45-0548-133	Service D-BEDIX is temporarily used with the commissioning and maintenance work (including instructions)	X	X	X	1	ST	02
510		45-0610-503	Gilgen Logo	X	X	X	1	ST	99
RG / RS rod assembly									
600		45-0548-163	Standard rod RS for lintel mounting version with pushing function incl. fastening screws	X	X	X	1	ST	02
601		45-0548-164	Sliding rod RG for lintel mounting version with pulling and pushing function open stop piece integrated in sliding rail Aluminium sliding rail length = 653 mm, pivoting arm length = 430 mm incl. fastening screws	X	X	X	1	ST	02
602		45-0548-163/02	Standard rod RS door leaf mounting for door leaf mounting version with pushing function incl. fastening screws, pivoting arm length = 430 mm	X			1	ST	02
603		45-0548-164/02	Sliding rod RG door leaf mounting for door leaf mounting version with pulling and pushing function open stop piece integrated in sliding rail Aluminium sliding rail, length = 800 mm, pivoting arm length = 530 mm incl. fastening screws	X	X		1	ST	02
610		45-0548-175	Open position stop piece for installation into drive unit, adapted for normal rods RS (45-0548-163)		X	X	1	ST	02
620		45-0548-190	Axle extension RG/RS +12 Axis extension between drive unit and rods RG / RS by 12 mm incl. matching screw	X	X	X	1	ST	02
621		45-0548-191	Axle extension RG/RS +20 Axis extension between drive unit and rods RG / RS by 20 mm with matching screw	X	X	X	1	ST	02
622		45-0548-192	Axle extension RG/RS +30 Axis extension between drive unit and rods RG / RS by 30 mm with matching screw	X	X	X	1	ST	02
623		45-0548-193	Axle extension RG/RS +40 Axis extension between drive unit and rods RG / RS by 40 mm with matching screw	X	X	X	1	ST	02
624		45-0548-194	Axle extension RG/RS +50 Axis extension between drive unit and rods RG / RS by 50 mm with matching screw	X	X	X	1	ST	02

Spare parts for FD 10 / FD 20 / FD 20-F swing door drive unit

No.	Illustration	Art. No.	Designation				per	Qty unit	Prov. Group	
				FD 10	FD 20	FD 20-F				
630		45-4099-315	Pan head scr.M8x40 Prec.DIN 6912-8.8 Tuflok screw standard (for sliding rods RG / normal rods RS)	X	X	X	TILAUSTUOTE	1	ST	99
631		45-4099-122	Pan head screw M8x50 Prec.DIN6912-8.8 Tuflok screw +10 mm (for axis extension RG / RS +10)	X	X	X	TILAUSTUOTE	1	ST	99
632		45-4099-127	Cyl.screw M8x60 Prec. DIN 6912-8.8 Tuflok screw for axis extension RG / RS +12 and +20 (as for FD 20 rods: short clamping piece -13)	X	X	X	TILAUSTUOTE	1	ST	99
633		45-4099-282	Cyl-Screw M8x70 Prec. DIN 6912-8.8 Tuflok screw for axis extension RG / RS +30 (as for FD 20 rods: standard clamping piece)	X	X	X	TILAUSTUOTE	1	ST	99
634		45-4099-128	Cyl. screw M8x80 Prec.DIN 6912-8.8 Tuflok screw for axis extension RG / RS +40	X	X	X	TILAUSTUOTE	1	ST	99
635		45-4099-286	Cyl-screw M8x90 Prec. DIN 6912-8.8 Tuflok screw for axis extension RG / RS +50 (as for FD 20 rods: clamping piece +20)	X	X	X	TILAUSTUOTE	1	ST	99
640		45-0548-453	Glider RG Glider for sliding rods RG (Attention: the set does not include the glider bolt)	X	X	X	TILAUSTUOTE	1	ST	99
650		45-0548-457	Covering cap pair RG adapted for sliding rods RG	X	X	X	TILAUSTUOTE	1	ST	99
660		45-0548-456	Stop piece RG adapted for sliding rods RG stop piece integrated in the sliding rail	X	X	X	TILAUSTUOTE	1	ST	99
FD 20 rod assembly										
700		45-0548-104	Standard rod FD 20 For execution lintel mounting pushing function incl. clamping piece and screw	(X)	X	X		1	ST	02
701		45-0548-104/01	Standard rod FD 20, EPD coating Pivoting arm and connecton bars, EPD coating Black coating for increased corrosion protection of the steel elements For execution lintel mounting pushing function incl. clamping piece and screw	(X)	X	X	TILAUSTUOTE	1	ST	02
710		45-0548-105	Sliding rod FD 20 For lintel mounting execution, pulling and pushing function or Sliding rail length = 620 mm, pivoting arm length = 430 mm incl. clamping piece and screw	(X)	X	X		1	ST	02
711		45-0548-105/01	Sliding rod FD 20, EPD coating Pivoting arm and connecton bars, EPD coating Black coating for increased corrosion protection of the steel elements For lintel mounting execution, pulling and pushing function or Sliding rail length = 620 mm, pivoting arm length = 430 mm incl. clamping piece and screw	(X)	X	X	TILAUSTUOTE	1	ST	02
715		45-0548-105/02	Sliding rod FD 20, door leaf mounting long execution, to be mounted on door leaf Sliding rail length = 830 mm, pivoting arm length = 530 mm incl. clamping piece and screw	(X)	X	X		1	ST	02

Legend: (X) = Technically possible but no drawings or instructions available, assembly according to construction situation

Spare parts for FD 10 / FD 20 / FD 20-F swing door drive unit

No.	Illustration	Art. No.	Designation				per	Qty unit	Prov. Group	
				FD 10	FD 20	FD 20-F				
730		45-0548-114	Clamping piece Clamping piece with screw for mounting the rods onto the drive unit	(X)	X	X	TILAUSTUOTE	1	ST	99
731		45-0548-124	Clamping piece short Shorter clamping piece with screw Axis shortening between drive unit and rods by 13 mm (not possible with Gilgen open position stop piece, article 45-0548-106)	(X)	X	X		1	ST	02
732		45-0548-125	Clamping piece +20 Clamping piece +20 mm with screw (axis extension between drive unit and rods by 20 mm)	(X)	X	X		1	ST	02
733		45-0548-126	Clamping piece +50 Clamping piece +50 mm with screw (axis extension between drive unit and rods by 50 mm)	(X)	X	X		1	ST	02
740		45-4099-127	Cyl.screw M8x60 Prec. DIN 6912-8.8 Tuflok screw for FD 20 clamping piece short -13 mm (as for RG/RS rods: axis extension RG/RS +12 and +20)	(X)	X	X	TILAUSTUOTE	1	ST	99
741		45-4099-282	Cyl-Screw M8x70 Prec. DIN 6912-8.8 Tuflok screw for FD 20 clamping piece standard (as for RG/RS rods: axis extension RG/RS +30)	(X)	X	X	TILAUSTUOTE	1	ST	99
742		45-4099-286	Cyl-screw M8x90 Prec. DIN 6912-8.8 Tuflok screw for clamping piece + 20 (as for RG/RS rods: axis extension RG/RS +50)	(X)	X	X	TILAUSTUOTE	1	ST	99
743		45-4099-290	Cyl-screw M8x120 Prec. DIN 6912-8.8 Tuflok screw for clamping piece + 50	(X)	X	X	TILAUSTUOTE	1	ST	99
751		45-0549-115	Connection plate for timber door leaf For RS standard rods and FD 20 standard rods FD 20	X	X	X	TILAUSTUOTE	1	ST	02
760		45-0548-222	PU expansion element FD 20 (incl. 2 expansion elements, 2 screws and 2 nuts) for sliding rod	(X)	X	X	TILAUSTUOTE	1	ST	99
770		45-0548-223	Glider FD 20 (incl. glider, locking ring and disk) for sliding rod (Attention: glider bolt is not included in the set)	(X)	X	X	TILAUSTUOTE	1	ST	99
780		45-0547-376	Bolt FD 20 Glider bolt long 38 mm for sliding rod	(X)	X	X	TILAUSTUOTE	1	ST	99
781		45-0548-398	Bolt spec. FD 20 L=14 Glider bolt short 14 mm for sliding rod	(X)	X	X	TILAUSTUOTE	1	ST	99
790		45-0548-380	Paire of covering caps FD 20 for sliding rod FD 20	(X)	X	X	TILAUSTUOTE	1	ST	99

Legend: (X) = Technically possible but no drawings or instructions available, assembly according to construction situation